

# ภาคผนวกที่ 4

เอกสารสอบเทียบความถูกต้องของเครื่องมือ

ตรวจวัดคุณภาพสิ่งแวดล้อม

**ตารางสรุปรายการเอกสารการสอบเทียบความถูกต้องของเครื่องมือเก็บตัวอย่าง  
และเครื่องมือตรวจวิเคราะห์คุณภาพสิ่งแวดล้อม**

รายการตรวจวัด	เครื่องมือเก็บตัวอย่าง	เครื่องมือตรวจวิเคราะห์
	ชื่อเครื่องมือ	ชื่อเครื่องมือ
<b>คุณภาพอากาศในบรรยากาศ</b>		
Total Suspended Particulate (TSP)	High Volume Air Sampler No. R13, R16, R17	Digital Balance
Particulate Matter less than 10 microns (PM-10)	High Volume PM-10 Air Sampler No. R10, R11, R13	Digital Balance
Nitrogen Dioxide (NO <sub>2</sub> )	NO <sub>2</sub> Analyzer No. R01, R06, R07	NO <sub>2</sub> Analyzer No. R01, R06, R07
<b>คุณภาพอากาศจากปล่องระบาย</b>		
Total Suspended Particulate	Console No. R03, R04, R05 Pitot Tube No. B41, B45	Digital Balance
Oxides of Nitrogen	Vacuum Gauge	Spectrophotometer
Hydrogen Chloride	Personal Pump SKC No. B47 Rotameter No. H-R05	IC
Hydrogen Fluoride	Personal Pump SKC No. B47 Rotameter No. H-R05	IC
<b>คุณภาพอากาศในสถานประกอบการ</b>		
Total Dust	Personal Pump SKC No. B58, B66, B72, R01, R07, R12, R13, R19, R20, R26, R33, R45 Rotameter No. H-R03	Digital Balance
Respirable Dust	Personal Pump SKC No. B31, B35, B68, B93, R01, R02, R17, R38 Rotameter No. H-R03	Digital Balance
Aluminum Fume	Personal Pump SKC No. R25, R34, R39 Rotameter No. H-R03	ICP
Hydrogen Chloride	Personal Pump SKC No. B08 Rotameter No. L- R03	IC
Hydrogen Fluoride	Personal Pump SKC No. B08 Rotameter No. L- R03	IC
Ammonia	Personal Pump SKC No. R27 Rotameter No. L- R03	IC
<b>ระดับเสียงในบรรยากาศ</b>		
L <sub>eq</sub> 24 hr, L <sub>max</sub> , L <sub>90</sub> และเสียงรบกวน	Acoustic Calibrator Sound Level Meter : ACO-R20, R43, R44, R47, R48	-

ตารางสรุปรายการเอกสารการสอบเทียบความถูกต้องของเครื่องมือเก็บตัวอย่าง  
และเครื่องมือตรวจวิเคราะห์คุณภาพสิ่งแวดล้อม (ต่อ)

รายการตรวจวัด	เครื่องมือเก็บตัวอย่าง	เครื่องมือตรวจวิเคราะห์
	ชื่อเครื่องมือ	ชื่อเครื่องมือ
ระดับเสียงในสถานประกอบการ $L_{eq}$ 8 hr และ $L_{max}$	Acoustic Calibrator Sound Level Meter : ACO-R19, R21, R22, R26, R32, R39	-
TWA	Sound Level Meter : NMD-B16, B17, B18, B19, B20	
คุณภาพน้ำทิ้ง		
pH	-	pH Meter
Total Dissolved Solids	-	Digital Balance
Total Suspended Solids	-	Digital Balance
BOD <sub>5</sub>	-	BOD Analyzer
COD	-	COD Reactor
Grease & Oil	-	Digital Balance
Total Aluminum	-	ICP
ระดับความร้อนในสถานประกอบการ WBGT	Digital Thermometer Heat Meter No. R07, R08, R11	-

คุณภาพอากาศในบรรยากาศ





บริษัท เอส.พี.เอส. คอนซัลติ้ง เซอร์วิส จำกัด  
S.P.S. CONSULTING SERVICE CO., LTD.  
7 ซอยพหลโยธิน 24 ถนนพหลโยธิน แขวงจอมพล เขตจตุจักร กรุงเทพฯ 10900  
7 Soi Phaholyothin 24, Phaholyothin Rd., Jompol, Chatuchak, Bangkok 10900  
Tel : (662) 939-4370-72. Fax : (662) 513-4221, E-mail : sale@spscon.com., www.spscon.com

## High Volume Air Sampler Calibration Report

Calibration Method : Multipoint Orifice Flow Transfer Standard

Model : TE 5025A

S/N : 3095

### Calibration Data

High Volume Air Sampler Data		Calibration Data		
Recorder No.	Blower No.	Date	Actual Flowrate (ft <sup>3</sup> /min)	R <sup>2</sup>
B35	B35	16/02/2022	y = 1.274x-9.241	0.999
B36	B36	15/02/2022	y = 1.132x-3.625	0.996
B37	B37	04/02/2022	y = 1.157x+2.640	0.999
B38	B38	15/02/2022	y = 1.1432x-2.720	0.999
B39	B39	07/02/2022	y = 1.256x-7.614	1.000
B40	B40	15/02/2022	y = 1.175x-4.385	0.998
B41	B41	07/02/2022	y = 1.133x-1.951	0.998
B42	B42	04/02/2022	y = 1.127x-1.985	1.000
B43	B43	16/02/2022	y = 1.089x+0.223	0.996
B44	B44	03/02/2022	y = 1.339x-11.636	0.997
R01	R01	02/02/2022	y = 1.196x-5.960	0.996
R02	R02	09/02/2022	y = 1.175x-5.572	1.000
R03	R03	02/02/2022	y = 1.187x-6.283	0.995
R04	R04	07/02/2022	y = 1.100x-1.352	0.997
R05	R05	09/02/2022	y = 1.238x-8.500	0.997
R06	R06	01/02/2022	y = 1.328x-11.118	0.996
R07	R07	07/02/2022	y = 1.039x+1.507	0.995
R08	R08	04/02/2022	y = 1.141x-3.942	0.997
R09	R09	01/02/2022	y = 1.192x-5.710	0.997
R10	R10	09/02/2022	y = 1.194x-5.807	1.000
R11	R11	01/02/2022	y = 1.054x+0.098	0.996
R12	R12	04/02/2022	y = 1.171x-5.349	0.996
R13	R13	04/02/2022	y = 1.114x-1.755	0.999
R14	R14	07/02/2022	y = 1.100x-0.965	0.997
R15	R15	14/02/2022	y = 1.047x+1.073	0.995
R16	R16	09/02/2022	y = 1.129x-3.642	0.999
R17	R17	03/02/2022	y = 1.198x-5.739	1.000
R18	R18	02/02/2022	y = 1.268x-9.241	0.998
R19	R19	03/02/2022	y = 1.216x-5.626	0.999
R20	R20	01/02/2022	y = 1.197x-5.676	0.997



บริษัท เอส.พี.เอส. คอนซัลติ้ง เซอร์วิส จำกัด

S.P.S. CONSULTING SERVICE CO., LTD.

7 ซอยพหลโยธิน 24 ถนนพหลโยธิน แขวงจอมพล เขตจตุจักร กรุงเทพฯ 10900

7 Soi Phaholyothin 24, Phaholyothin Rd., Jompol, Chatuchak, Bangkok 10900

Tel : (662) 939-4370-72, Fax : (662) 513-4221, E-mail : sale@spscon.com, www.spscon.com

## High Volume PM-10 Air Sampler Calibration Report

Calibration Method : Multipoint Orifice Flow Transfer Standard

Model : TE 5025A

S/N : 3095

### Calibration Data

High Volume PM-10 Data		Calibration Data		
Recorder No.	Blower No.	Date	Actual Flowrate (ft <sup>3</sup> /min)	R <sup>2</sup>
R01	R01	04/02/2022	y = 1.238x-7.598	0.995
R02	R02	11/02/2022	y = 1.161x-3.899	0.996
R03	R03	04/02/2022	y = 1.154x+2.827	0.998
R04	R04	06/02/2022	y = 1.116x-1.752	0.995
R05	R05	07/02/2022	y = 1.125x-2.487	0.995
R06	R06	10/02/2022	y = 1.321x-9.065	0.998
R07	R07	04/02/2022	y = 1.138x-1.986	0.996
R08	R08	03/02/2022	y = 1.160x-3.759	0.996
R09	R09	10/02/2022	y = 1.209x-6.918	0.995
R10	R10	04/02/2022	y = 1.114x-1.889	0.995
R11	R11	03/02/2022	y = 1.272x-7.597	1.000
R12	R12	03/02/2022	y = 1.153x-3.385	0.995
R13	R13	02/02/2022	y = 1.207x-4.913	0.996
R14	R14	01/02/2022	y = 1.183x-3.660	0.996
R15	R15	02/02/2022	y = 1.247x-7.741	0.999
R16	R16	02/02/2022	y = 1.238x-6.677	0.996
R17	R17	01/02/2022	y = 1.203x-5.310	0.998
R18	R18	04/02/2022	y = 1.148x-3.211	0.998
R19	R19	04/02/2022	y = 1.220x-6.839	0.997
R20	R20	03/02/2022	y = 1.161x-5.047	0.997





บริษัท เอส.พี.เอส. คอนซัลติ้ง เซอร์วิส จำกัด  
S.P.S. CONSULTING SERVICE CO., LTD.  
7 ซอยพหลโยธิน 24 ถนนพหลโยธิน แขวงจอมพล เขตจตุจักร กรุงเทพฯ 10900  
7 Soi Phaholyothin 24, Phaholyothin Rd., Jompol, Chatuchak, Bangkok 10900  
Tel : (662) 939-4370-72, Fax : (662) 513-4221, E-mail : sale@spscon.com, www.spscon.com

## CALIBRATION REPORT

### CHEMILUMINESCENT NO / NO<sub>2</sub> / NO<sub>x</sub> ANALYZER

DATE : 13 March 2022

BRAND : API

MODEL : 200E

NO. NOX-R01

SERIAL NO. 769

#### Calibrator (Dilution System)

Brand : API

Model : 700

Last Cal. Date : 05 August 2021

Serial No. : 911

#### Reference Standard Gas

Standard Gas : Nitric Oxide (NO)

Cylinder No. : A00917SK

Certified Date : 01 June 2020

Expired Date : 01 June 2022

Cylinder Conc. : 49.9 ppm

#### CALIBRATING CONDITION

Pressure 1011 mmbar

Temp. 24.5 °C

% RH 49

#### CALIBRATION SETTING

Span Set Point	Initial Reading (Before Adj.), PPB			Final Reading (After Adj.), PPB	
	Expected Concentration	Analyzer Response	%Dif	Analyzer Response	Slope
Zero	0	-0.10	-	0	-
NO Span	400	400.2	0.050	400.0	1.008
NO <sub>x</sub> Span	400	400.3	0.075	400.0	1.012

#### API Model 200E NO<sub>x</sub> Analyzer Check List

Test Values	Observed Value	Units	Nominal Range
RANGE	500	PPB	500 standard
STABILITY (Zero Gas)	0.1	PPB	< 2 with zero air
SAMPLE FLOW	505	cc/min	500 ± 50
OZONE FLOW	78	cc/min	80 ± 15
PMT	103.3	mV	-20 - 150
AZERO	94.1	mV	-20 - 150
HVPS	674	V	420 - 900 constant
RCELL TEMP	50.0	°C	50 ± 1
BOX TEMP	29.2	°C	8 - 48
PMT TEMP	7.1	°C	7 ± 2
MOLY TEMP	315.2	°C	315 ± 5
RCELL PRESS	8.3	IN-Hg-A	2 - 10 constant
SAMPLE PRESS	28.5	IN-Hg-A	25 - 30 constant
NO Span Conc	400	PPB	20 - 20,000
NO <sub>x</sub> Span Conc	400	PPB	20 - 20,000
NO Slope	1.008	-	1.0 ± 0.3
NO <sub>x</sub> Slope	1.012	-	1.0 ± 0.3
NO Offset	1.5	mV	-20 to +150
NO <sub>x</sub> Offset	0.9	mV	-20 to 150
Stability at Zero	0.1	PPB	< 0.2
Stability at Span	0.2	PPB	< 2 ppb @ 400 ppb span gas



บริษัท เอส.พี.เอส. คอนซัลติ้ง เซอร์วิส จำกัด  
S.P.S. CONSULTING SERVICE CO., LTD.  
7 ซอยพหลโยธิน 24 ถนนพหลโยธิน แขวงจอมพล เขตจตุจักร กรุงเทพฯ 10900  
7 Soi Phaholyothin 24, Phaholyothin Rd., Jompol, Chatuchak, Bangkok 10900  
Tel : (662) 939-4370-72, Fax : (662) 513-4221, E-mail : sale@spscon.com., www.spscon.com

## CALIBRATION REPORT

### CHEMILUMINESCENT NO / NO<sub>2</sub> / NO<sub>x</sub> ANALYZER

DATE : 13 March 2022

BRAND : API

MODEL : 200E

NO. NOX-R06

SERIAL NO. 4466

#### Calibrator (Dilution System)

Brand : API

Model : 700

Last Cal. Date : 05 August 2021

Serial No. : 911

#### Reference Standard Gas

Standard Gas : Nitric Oxide (NO)

Cylinder No. : A00917SK

Certified Date : 01 June 2020

Expired Date : 01 June 2022

Cylinder Conc. : 49.9 ppm

#### CALIBRATING CONDITION

Pressure 1011 mmbar

Temp. 24.5 °C

% RH 49

#### CALIBRATION SETTING

Span Set Point	Initial Reading (Before Adj.), PPB			Final Reading (After Adj.), PPB	
	Expected Concentration	Analyzer Response	%Dif	Analyzer Response	Slope
Zero	0	-0.10	-	0	-
NO Span	400	399.9	-0.025	400.0	1.005
NO <sub>x</sub> Span	400	400.2	0.050	400.0	1.008

#### API Model 200E NO<sub>x</sub> Analyzer Check List

Test Values	Observed Value	Units	Nominal Range
RANGE	500	PPB	500 standard
STABILITY (Zero Gas)	0.1	PPB	< 2 with zero air
SAMPLE FLOW	511	cc/min	500 ± 50
OZONE FLOW	79	cc/min	80 ± 15
PMT	103.2	mV	-20 - 150
AZERO	93.9	mV	-20 - 150
HVPS	671	V	420 - 900 constant
RCELL TEMP	50.2	°C	50 ± 1
BOX TEMP	29.4	°C	8 - 48
PMT TEMP	7.3	°C	7 ± 2
MOLY TEMP	314.9	°C	315 ± 5
RCELL PRESS	8.4	IN-Hg-A	2 - 10 constant
SAMPLE PRESS	28.7	IN-Hg-A	25 - 30 constant
NO Span Conc	400	PPB	20 - 20,000
NO <sub>x</sub> Span Conc	400	PPB	20 - 20,000
NO Slope	1.005	-	1.0 ± 0.3
NO <sub>x</sub> Slope	1.008	-	1.0 ± 0.3
NO Offset	1.2	mV	-20 to +150
NO <sub>x</sub> Offset	0.8	mV	-20 to 150
Stability at Zero	0.1	PPB	< 0.2
Stability at Span	0.2	PPB	< 2 ppb @ 400 ppb span gas





บริษัท เอส.พี.เอส. คอนซัลติ้ง เซอร์วิส จำกัด  
S.P.S. CONSULTING SERVICE CO., LTD.  
7 ซอยพหลโยธิน 24 ถนนพหลโยธิน แขวงจอมพล เขตจตุจักร กรุงเทพฯ 10900  
7 Soi Phaholyothin 24, Phaholyothin Rd., Jompol, Chatuchak, Bangkok 10900  
Tel : (662) 939-4370-72, Fax : (662) 513-4221, E-mail : sale@spscon.com., www.spscon.com

### CALIBRATION REPORT

#### CHEMILUMINESCENT NO / NO<sub>2</sub> / NO<sub>x</sub> ANALYZER

DATE : 13 March 2022

BRAND : API

MODEL : 200E

NO. NOX-R07

SERIAL NO. 4468

#### Calibrator (Dilution System)

Brand : API

Model : 700

Last Cal. Date : 05 August 2021

Serial No. : 911

#### Reference Standard Gas

Standard Gas : Nitric Oxide (NO)

Cylinder No. : A00917SK

Certified Date : 01 June 2020

Expired Date : 01 June 2022

Cylinder Conc. : 49.9 ppm

#### CALIBRATING CONDITION

Pressure 1011 mmbar

Temp. 24.5 °C

% RH 48

#### CALIBRATION SETTING

Span Set Point	Initial Reading (Before Adj.),PPB			Final Reading (After Adj.),PPB	
	Expected Concentration	Analyzer Response	%Dif	Analyzer Response	Slope
Zero	0	-0.10	-	0	-
NO Span	400	399.6	-0.100	400.0	0.999
NO <sub>x</sub> Span	400	399.9	-0.025	400.0	1.003

#### API Model 200E NO<sub>x</sub> Analyzer Check List

Test Values	Observed Value	Units	Nominal Range
RANGE	500	PPB	500 standard
STABILITY (Zero Gas)	0.1	PPB	< 2 with zero air
SAMPLE FLOW	508	cc/min	500 ± 50
OZONE FLOW	78	cc/min	80 ± 15
PMT	103.1	mV	-20 - 150
AZERO	94.2	mV	-20 - 150
HVPS	675	V	420 - 900 constant
RCELL TEMP	50.3	°C	50 ± 1
BOX TEMP	29.1	°C	8 - 48
PMT TEMP	7.2	°C	7 ± 2
MOLY TEMP	314.7	°C	315 ± 5
RCELL PRESS	8.2	IN-Hg-A	2 - 10 constant
SAMPLE PRESS	28.4	IN-Hg-A	25 - 30 constant
NO Span Conc	400	PPB	20 - 20,000
NO <sub>x</sub> Span Conc	400	PPB	20 - 20,000
NO Slope	0.999	-	1.0 ± 0.3
NO <sub>x</sub> Slope	1.003	-	1.0 ± 0.3
NO Offset	1.1	mV	-20 to +150
NO <sub>x</sub> Offset	0.6	mV	-20 to 150
Stability at Zero	0.1	PPB	< 0.2
Stability at Span	0.2	PPB	< 2 ppb @ 400 ppb span gas



**QUALITY CALIBRATION CO.,LTD.**

235 Petchkasem 63/2 Road, Laksong, Bangkae, Bangkok 10160

Tel (662) 421-5402, (662) 444-0152-3, Fax (662) 809-4584

[www.qcalibration.com](http://www.qcalibration.com)

CERTIFICATE No : 22M2567

REFERENCE No : 64386-1

PAGE : 1 OF 2

**Certificate of Calibration**

**EQUIPMENT** : DIGITAL BALANCE

**MANUFACTURER** : METTLER TOLEDO

**MODEL** : XS 105DU

**SERIAL No** : 1126422905

**ID No** : BA 05/50

**CONDITION AS RECEIVED** : USED ITEM

**SUBMITTED BY** : S.P.S. CONSULTING SERVICE CO., LTD.  
7 SOI PHAHOLYOTHIN 24, PHAHOLYOTHIN RD.,  
JOMPOL, CHATUCHAK, BANGKOK 10900

**CALIBRATED BY** :**CALIBRATION DATE** :**APPROVED BY** :**ISSUED DATE** : 17-Mar-22**RECEIVED DATE** : 11-Mar-22

THIS CERTIFICATE MAY NOT BE REPRODUCED OTHER THAN IN FULL EXCEPT WITH THE PRIOR WRITTEN APPROVAL OF  
QUALITY CALIBRATION CO., LTD.





CERTIFICATE No : 22M2567

PAGE : 2 OF 2

## Calibration Report

EQUIPMENT : DIGITAL BALANCE MODEL : XS 105DU  
MANUFACTURER : METTLER TOLEDO S/N : 1126422905  
ID No : BA 05/50 RECEIVED DATE : 11-Mar-22  
AIR PRESSURE : 1008mbar  $\pm$  1mbar CALIBRATION DATE : 11-Mar-22  
AMBIENT TEMPERATURE : 22° C  $\pm$  1° C RELATIVE HUMIDITY : 49 %RH  $\pm$  10 % RH

**CONDITION OF THIS RESULTS OF CALIBRATION**

1. THIS INSTRUMENT WAS CALIBRATED BY ACCORDING TO UKAS LAB 14 EDITION 6:2019 BY USING KNOWN WEIGHT STANDARD WEIGHT. THE BALANCE WAS NOT ADJUSTED BEFORE CALIBRATION. THE BALANCE HAS NO ZERO TRACKING FUNCTION. REPEATABILITY WAS MEASURED BY USING 10 REPEATED MEASUREMENTS. LINEARITY WAS MEASURED COVERING 10 POINTS, EVENLY SPREAD OVER THE RANGE. THE INSTRUMENT WAS SET ZERO BEFORE PERFORMING THE LINEARITY TEST. OFF-CENTER LOADING WAS MEASURED BY USING STANDARD WEIGHTS PLACED ON THE PAN AND MOVED TO VARIOUS POSITIONS ON THE PAN.

2. REFERENCE STANDARD INSTRUMENTS :-

**INSTRUMENT****MODEL****SERIAL No****CERTIFICATE No****DUE DATE**

1) STANDARD WEIGHT SET

E2

QK-I-151

C02210415

09-Feb-23

3. THIS RESULT WAS FOUND ACCURATE AS SHOWN ON DATE AND PLACE OF CALIBRATION ONLY.

4. THIS RESULT EXCLUDE LONG TERM STABILITY OF THE UNIT UNDER CALIBRATION.

5. THIS CERTIFICATE IS TRACEABLE TO THE INTERNATIONAL SYSTEM OF UNIT MAINTAINED AT:-

- NATIONAL INSTITUTE OF METROLOGY (THAILAND) THROUGH CENTRAL BUREAU OF WEIGHTS&MEASURES

**RESULT OF CALIBRATION :- WITHOUT ADJUSTMENT**

1. ZERO SETTING FUNCTION : NORMAL

2. TARE FUNCTION : NORMAL

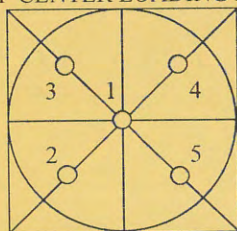
3. REPEATABILITY OF READING AT 20 g WAS 0.000004 g

4. REPEATABILITY OF READING AT 100 g WAS 0.000048 g

5. DEPARTURE FROM NOMINAL VALUE/ LINEARITY

NOMINAL VALUE (g)	BALANCE READING (g)	CORRECTION (g)	UNCERTAINTY ( $\pm$ g)
0.00	0.00000	0.00000	0.000058
0.02	0.01999	0.00001	0.000058
0.10	0.09999	0.00001	0.000059
0.20	0.19999	0.00001	0.000059
0.50	0.50001	-0.00001	0.000058
1.00	1.00001	-0.00001	0.000059
2.00	2.00000	0.00000	0.000059
5.00	5.00001	-0.00001	0.000061
10.00	10.00005	-0.00005	0.000063
20.00	20.00006	-0.00006	0.000069
50.00	50.0000	0.0000	0.00011
100.00	100.0001	-0.0001	0.00019
120.00	120.0001	-0.0001	0.00022

6. OFF CENTER LOADING ERROR



POINT	READING (g)	
1	10.00001	50.0000
2	10.00002	50.0000
3	10.00001	50.0000
4	10.00001	50.0000
5	10.00002	50.0001
OFF-CENTER LOADING	0.00001	0.0001

NOTE: THIS CALIBRATION WAS CARRIED OUT AT THE CUSTOMER'S PLACE AT PRODUCTION AREA

THE REPORTED UNCERTAINTY OF MEASUREMENT WAS BASED ON A STANDARD UNCERTAINTY MULTIPLIED BY A COVERAGE FACTOR  $k=2$ , PROVIDING A LEVEL OF CONFIDENCE APPROXIMATELY 95%.

END OF CALIBRATION REPORT

คุณภาพอากาศจากปล่องระบาย





บริษัท เอส.พี.เอส. คอนซัลติ้ง เซอร์วิส จำกัด

S.P.S. CONSULTING SERVICE CO., LTD.

7 ซอยพหลโยธิน 24 ถนนพหลโยธิน แขวงจอมพล เขตจตุจักร กรุงเทพฯ 10900

7 Soi Phaholyothin 24, Phaholyothin Rd., Jompol, Chatuchak, Bangkok 10900

Tel : (662) 939-4370-72, Fax : (662) 513-4221, E-mail : sale@spscon.com., www.spscon.com

## Console Calibration Report

Calibration Method


Critical Orifices

### Calibration Data

Console Data		Calibration Data		
No.	Serial No.	Date	y	$\Delta H_{@}$ (mmH <sub>2</sub> O)
B01	1563	02/03/2022	0.998	50.11
B02	8002514	02/03/2022	0.996	49.25
B03	1503016	03/03/2022	0.998	50.20
B04	00006659	03/03/2022	1.005	49.64
B05	00007428	03/03/2022	1.002	49.80
R01	1561	02/03/2022	1.003	50.18
R02	8002513	03/03/2022	0.999	49.38
R03	1570	04/03/2022	1.003	49.14
R04	8002519	04/03/2022	0.999	49.52
R05	1503015	01/03/2022	1.007	50.08

Remark : Accept Value of y (test) is  $0.97 < y < 1.03$

Accept Value of  $\Delta H_{@}$  (test) is  $46.7 \pm 6.4$  (mmH<sub>2</sub>O)





บริษัท เอส.พี.เอส. คอนซัลติ้ง เซอร์วิส จำกัด  
S.P.S. CONSULTING SERVICE CO., LTD.  
7 ซอยพหลโยธิน 24 ถนนพหลโยธิน แขวงจอมพล เขตจตุจักร กรุงเทพฯ 10900  
7 Soi Phaholyothin 24, Phaholyothin Rd., Jompol, Chatuchak, Bangkok 10900  
Tel : (662) 939-4370-72, Fax : (662) 513-4221, E-mail : sale@spscon.com, www.spscon.com

## Pitot Tube Calibration Report

Calibration Method

Standard Pitot Tube

### Calibration Data

Pitot Tube Data			Calibration Data		
No.	Type of Pitot	Coefficient of Standard Pitot	Date	Avg. of Cp (test)	
				Side A	Side B
B36	S	0.99	03/02/2022	0.83	0.84
B37	S	0.99	03/02/2022	0.83	0.84
B38	S	0.99	02/02/2022	0.84	0.84
B39	S	0.99	02/02/2022	0.85	0.84
B40	S	0.99	01/02/2022	0.84	0.84
B41	S	0.99	01/02/2022	0.85	0.84
B44	S	0.99	01/02/2022	0.83	0.84
B45	S	0.99	02/02/2022	0.84	0.84
B46	S	0.99	02/02/2022	0.83	0.84
B47	S	0.99	03/02/2022	0.84	0.84
B48	S	0.99	03/02/2022	0.83	0.84
B49	S	0.99	03/02/2022	0.84	0.84
B54	S	0.99	02/02/2022	0.84	0.85
B56	S	0.99	02/02/2022	0.84	0.85
B57	S	0.99	04/02/2022	0.84	0.84
B58	S	0.99	04/02/2022	0.84	0.83

Remark : Accept value of Cp (test) is  $0.84 \pm 0.01$



## Certificate of Calibration

**Certificate No. :** 64-220066-1

**Page : 1 of 2**

**Submitted by :** S. P. S Consulting Service Co.,Ltd.

7 Soi Phaholyothin 24, Phaholyothin Rd., Jompol, Chatuchak, Bangkok 10900

**Equipment :** Vacuum Gauge

**Manufacturer :** HI-LIGHT **Model :** N/A

**ID No. :** 1/60

**Range :** 0 in Hg to -30 in Hg **Resolution :** 1 in Hg

**Environment :** Ambient Temperature :  $(20 \pm 2) ^\circ \text{C}$

Relative Humidity :  $(50 \pm 10) \%$

**Date of Received :** 02 July 2021

**Date of Calibration :** 05 July 2021

**Date of Issue :** 05 July 2021

**Calibrated by :** Satja Sangkhum


**Calibration Method :** In-house method CAL-M2201 based on BS EN 837-1:2016 with Pressure Calibrator

**Reference Standard Instruments :** This certification is traceable to the International System of Units

Pressure Calibrator & Pressure Sensors Modules

ID No.	Cert. No.	Due Date	Traceability
220007	MP-0036-20	11 Mar 2022	National Institute of Metrology (Thailand), (NIMT)
220001	MP-0036-20	11 Mar 2022	National Institute of Metrology (Thailand), (NIMT)

Approved by



The Uncertainties are for a confidence probability of approximately 95%

This certificate may not be reproduced other than in full except with the prior written approval of the Calibratech Co.,Ltd.



## Certificate of Calibration

**Certificate No. : 64-220066-1**

**Page : 2 of 2**

**Result of Calibration :** Without Adjustment

**Function :** Vacuum measurement

**Condition of calibration :**

- 1 Scale and conversion factor is 1 kPa = 0.295 in Hg
- 2 Angle of mounting from horizontal at 90 °
- 3 UUC reading after lightly tapped
- 4 Reference plane of UUC at center of Gauge
- 5 UUC calibrated by using clean air as pressure media
6. UUC Condition As-Received : Good

Standard Reading ( in Hg )	UUC Reading ( in Hg )	Correction ( in Hg )
0.00	0	0.0
-4.69	-5	0.3
-9.57	-10	0.4
-14.67	-15	0.3
-19.71	-20	0.3
-29.93	-30	0.1
-29.92	-30	0.1
-19.69	-20	0.3
-14.69	-15	0.3
-9.58	-10	0.4
-4.69	-5	0.3
0.00	0	0.0

Remark

UUC : Unit Under Calibration

The uncertainty is combined hysteresis

The uncertainty of measurement was with in  $\pm 0.39$  in Hg

This result of calibration was found accurate as shown on date and place of calibration only.

This reported uncertainty of measurment was based on a standard uncertainty multiplied by a coverage factor  $k = 2$  ,  
providing a level of confidence of approximately 95%

- o0o -





บริษัท เอส.พี.เอส. คอนซัลติ้ง เซอร์วิส จำกัด  
S.P.S. CONSULTING SERVICE CO., LTD.  
7 ซอยพหลโยธิน 24 ถนนพหลโยธิน แขวงจอมพล เขตจตุจักร กรุงเทพฯ 10900  
7 Soi Phaholyothin 24, Phaholyothin Rd., Jompol, Chatuchak, Bangkok 10900  
Tel : (662) 939-4370-72, Fax : (662) 513-4221, E-mail : sale@spscon.com, www.spscon.com

### Personal Pump Calibration Report

Calibration Method : Dry Cal Primary Flowmeter

Model : Defender 510-H

S/N : 136164

#### Environmental Conditions

Temperature : 25  $\pm$  3  $^{\circ}$ C  
Pressure : 1010  $\pm$  15 mmbar

Personal Pump Data				Calibration Data								
No.	Brand	Model	Serial No.	Date	Flow Rate (ml/min)						Value From Calibration Curve	
					Setting			Actual (Q std.)				
					1	2	3	1	2	3	y	R <sup>2</sup>
B41	SKC	224-PCXR4	612669	10/01/2022	1,000	1,500	2,000	998	1,496	1,989	0.994x + 2.680	1.000
B42	SKC	224-PCXR4	626041	07/01/2022	1,000	1,500	2,000	1,003	1,498	1,993	0.990x + 11.710	1.000
B43	SKC	224-PCXR4	034636	05/01/2022	1,000	1,500	2,000	998	1,500	1,992	0.992x + 8.392	1.000
B44	SKC	224-PCXR8	529341	07/01/2022	1,000	1,500	2,000	1,004	1,500	2,003	1.011x – 21.139	0.999
B45	SKC	224-PCXR8	529594	07/01/2022	1,000	1,500	2,000	997	1,498	1,992	0.995x + 2.728	1.000
B46	SKC	224-PCXR8	566743	07/01/2022	1,000	1,500	2,000	994	1,504	2,002	1.015x – 32.087	0.999
B47	SKC	224-PCXR8	566747	07/01/2022	1,000	1,500	2,000	1,002	1,501	2,003	1.013x – 23.580	0.999
B48	SKC	224-PCXR8	566753	07/01/2022	1,000	1,500	2,000	1,000	1,494	1,996	0.996x + 1.567	1.000
B49	SKC	224-PCXR8	566780	07/01/2022	1,000	1,500	2,000	1,002	1,501	2,004	1.012x – 22.236	0.999
B50	SKC	224-PCXR8	500400	07/01/2022	1,000	1,500	2,000	1,000	1,493	1,996	0.995x + 3.641	1.000
B51	SKC	224-PCXR8	500363	07/01/2022	1,000	1,500	2,000	995	1,504	2,000	1.013x – 27.704	0.999
B52	SKC	224-PCXR8	093186	07/01/2022	1,000	1,500	2,000	995	1,498	1,994	0.997x – 0.283	1.000
B53	SKC	224-PCXR8	707670	10/01/2022	1,000	1,500	2,000	1,002	1,499	2,004	1.012x – 23.580	0.999
B54	SKC	224-PCXR3	509821	05/01/2022	1,000	1,500	2,000	994	1,501	2,001	1.015x – 32.043	0.999
B55	SKC	224-PCXR3	510710	06/01/2022	1,000	1,500	2,000	1,000	1,494	1,994	0.994x + 4.830	1.000
B56	SKC	224-PCXR3	511450	06/01/2022	1,000	1,500	2,000	1,004	1,502	2,002	1.010x – 19.248	0.999
B57	SKC	224-PCXR3	510798	06/01/2022	1,000	1,500	2,000	997	1,492	1,996	0.996x + 1.747	1.000
B58	SKC	224-PCXR3	509852	06/01/2022	1,000	1,500	2,000	997	1,499	2,000	1.011x – 27.010	0.999
B59	SKC	224-PCXR3	509862	06/01/2022	1,000	1,500	2,000	997	1,495	1,991	0.995x + 3.833	1.000
B60	SKC	224-PCXR3	512655	06/01/2022	1,000	1,500	2,000	1,002	1,500	2,004	1.013x – 24.688	0.999
B61	SKC	224-PCXR3	503915	06/01/2022	1,000	1,500	2,000	994	1,488	1,999	1.005x – 12.631	1.000
B62	SKC	224-PCXR3	505975	10/01/2022	1,000	1,500	2,000	994	1,491	1,995	1.002x – 8.089	1.000
B63	SKC	224-PCXR3	511432	10/01/2022	1,000	1,500	2,000	992	1,501	2,000	1.016x – 33.906	0.999
B64	SKC	224-PCXR3	508302	10/01/2022	1,000	1,500	2,000	998	1,493	1,990	0.994x + 4.272	1.000
B65	SKC	224-PCXR3	508310	10/01/2022	1,000	1,500	2,000	1,002	1,500	2,004	1.012x – 23.077	0.999
B66	SKC	224-PCXR3	509861	10/01/2022	1,000	1,500	2,000	997	1,494	1,994	0.995x + 3.953	1.000
B67	SKC	224-PCXR3	506295	10/01/2022	1,000	1,500	2,000	993	1,507	2,002	1.017x – 34.005	0.999
B68	SKC	224-PCXR3	505872	13/01/2022	1,000	1,500	2,000	1,000	1,495	1,994	0.995x + 4.188	1.000
B69	SKC	224-PCXR3	508375	13/01/2022	1,000	1,500	2,000	1,002	1,501	2,002	1.011x – 21.984	0.999
B70	SKC	224-PCXR3	510623	13/01/2022	1,000	1,500	2,000	995	1,490	1,997	1.001x – 7.267	1.000
B71	SKC	224-PCXR3	508367	13/01/2022	1,000	1,500	2,000	991	1,506	2,001	1.017x – 35.429	0.999
B72	SKC	224-PCXR3	505977	13/01/2022	1,000	1,500	2,000	1,001	1,498	1,991	0.991x + 8.882	1.000
B73	SKC	224-PCXR3	512606	13/01/2022	1,000	1,500	2,000	1,001	1,501	2,004	1.013x – 23.520	0.999
B74	SKC	224-PCXR3	505993	13/01/2022	1,000	1,500	2,000	996	1,495	1,995	1.000x – 5.161	1.000
B75	SKC	224-PCXR3	509820	13/01/2022	1,000	1,500	2,000	996	1,499	1,992	0.996x + 1.831	1.000
B76	SKC	224-PCXR3	509811	13/01/2022	1,000	1,500	2,000	995	1,496	1,998	1.003x – 9.050	1.000
B77	SKC	224-PCXR3	508301	13/01/2022	1,000	1,500	2,000	1,001	1,500	2,004	1.014x – 26.595	0.999
B78	SKC	224-PCXR3	510677	13/01/2022	1,000	1,500	2,000	994	1,504	1,999	1.013x – 28.238	0.999
B79	SKC	224-PCXR3	510920	12/01/2022	1,000	1,500	2,000	994	1,493	1,994	0.999x – 4.304	1.000



บริษัท เอส.พี.เอส. คอนซัลติ้ง เซอร์วิส จำกัด  
**S.P.S. CONSULTING SERVICE CO., LTD.**  
 7 ซอยพหลโยธิน 24 ถนนพหลโยธิน แขวงจอมพล เขตจตุจักร กรุงเทพฯ 10900  
 7 Soi Phaholyothin 24, Phaholyothin Rd., Jompol, Chatuchak, Bangkok 10900  
 Tel : (662) 939-4370-72, Fax : (662) 513-4221, E-mail : sale@spscon.com., www.spscon.com

**Rotameter Calibration Report (For Personal Pump High Flow Adjust)**

Calibration Method : Dry Cal Primary Flowmeter

Model : Defender 510-H

S/N : 136164

**Calibration Data**

Rotameter Data			Calibration Data								
No.	Brand	Model	Date	Flow Rate (ml/min)						Value From Calibration Curve	
				Flow Rate (Reading)			Actual (Q std.)				
				1	2	3	1	2	3	y	R <sup>2</sup>
H-R01	Dwyer	VFB-65	05/01/2022	500	1,000	2,000	502.4	997.7	1997.7	0.996x + 3.587	1.000
H-R02	Dwyer	VFB-65	05/01/2022	500	1,000	2,000	500.5	998.1	1995.7	0.992x + 7.068	1.000
H-R03	Dwyer	VFB-65	06/01/2022	500	1,000	2,000	497.1	994.3	1976.7	0.990x + 4.620	1.000
H-R04	Dwyer	VFB-65	06/01/2022	500	1,000	2,000	495.2	990.5	1995.3	1.001x – 7.907	1.000
H-R05	Dwyer	VFB-65	06/01/2022	500	1,000	2,000	495.3	999.3	1995.6	1.003x – 3.4893	1.000
H-R06	Dwyer	VFB-65	07/01/2022	500	1,000	2,000	493.0	1000.9	1990.9	0.996x + 1.905	1.000





**QUALITY CALIBRATION CO.,LTD.**

235 Petchkasem 63/2 Road, Laksong, Bangkae, Bangkok 10160

Tel (662) 421-5402, (662) 444-0152-3, Fax (662) 809-4584

[www.qcalibration.com](http://www.qcalibration.com)

CERTIFICATE No : 22M2567

REFERENCE No : 64386-1

PAGE : 1 OF 2

**Certificate of Calibration**

**EQUIPMENT** : DIGITAL BALANCE

**MANUFACTURER** : METTLER TOLEDO

**MODEL** : XS 105DU

**SERIAL No** : 1126422905

**ID No** : BA 05/50

**CONDITION AS RECEIVED** : USED ITEM

**SUBMITTED BY** : S.P.S. CONSULTING SERVICE CO., LTD.  
7 SOI PHAHOLYOTHIN 24, PHAHOLYOTHIN RD.,  
JOMPOL, CHATUCHAK, BANGKOK 10900

**CALIBRATED BY** :**CALIBRATION DATE** :**APPROVED BY** :**ISSUED DATE** : 17-Mar-22**RECEIVED DATE** : 11-Mar-22

THIS CERTIFICATE MAY NOT BE REPRODUCED OTHER THAN IN FULL EXCEPT WITH THE PRIOR WRITTEN APPROVAL OF  
QUALITY CALIBRATION CO., LTD.





CERTIFICATE No : 22M2567

PAGE : 2 OF 2

## Calibration Report

EQUIPMENT : DIGITAL BALANCE MODEL : XS 105DU  
MANUFACTURER : METTLER TOLEDO S/N : 1126422905  
ID No : BA 05/50 RECEIVED DATE : 11-Mar-22  
AIR PRESSURE : 1008mbar  $\pm$  1mbar CALIBRATION DATE : 11-Mar-22  
AMBIENT TEMPERATURE : 22° C  $\pm$  1° C RELATIVE HUMIDITY : 49 %RH  $\pm$  10 % RH

**CONDITION OF THIS RESULTS OF CALIBRATION**

1. THIS INSTRUMENT WAS CALIBRATED BY ACCORDING TO UKAS LAB 14 EDITION 6:2019 BY USING KNOWN WEIGHT STANDARD WEIGHT. THE BALANCE WAS NOT ADJUSTED BEFORE CALIBRATION. THE BALANCE HAS NO ZERO TRACKING FUNCTION. REPEATABILITY WAS MEASURED BY USING 10 REPEATED MEASUREMENTS. LINEARITY WAS MEASURED COVERING 10 POINTS, EVENLY SPREAD OVER THE RANGE. THE INSTRUMENT WAS SET ZERO BEFORE PERFORMING THE LINEARITY TEST. OFF-CENTER LOADING WAS MEASURED BY USING STANDARD WEIGHTS PLACED ON THE PAN AND MOVED TO VARIOUS POSITIONS ON THE PAN.

2. REFERENCE STANDARD INSTRUMENTS :-

INSTRUMENT	MODEL	SERIAL No	CERTIFICATE No	DUE DATE
1) STANDARD WEIGHT SET	E2	QK-I-151	C02210415	09-Feb-23

3. THIS RESULT WAS FOUND ACCURATE AS SHOWN ON DATE AND PLACE OF CALIBRATION ONLY.

4. THIS RESULT EXCLUDE LONG TERM STABILITY OF THE UNIT UNDER CALIBRATION.

5. THIS CERTIFICATE IS TRACEABLE TO THE INTERNATIONAL SYSTEM OF UNIT MAINTAINED AT:-

- NATIONAL INSTITUTE OF METROLOGY (THAILAND) THROUGH CENTRAL BUREAU OF WEIGHTS&MEASURES

**RESULT OF CALIBRATION :- WITHOUT ADJUSTMENT**

1. ZERO SETTING FUNCTION : NORMAL

2. TARE FUNCTION : NORMAL

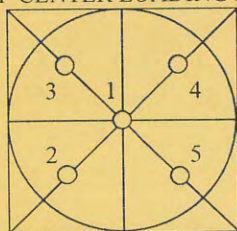
3. REPEATABILITY OF READING AT 20 g WAS 0.000004 g

4. REPEATABILITY OF READING AT 100 g WAS 0.000048 g

5. DEPARTURE FROM NOMINAL VALUE/ LINEARITY

NOMINAL VALUE (g)	BALANCE READING (g)	CORRECTION (g)	UNCERTAINTY ( $\pm$ g)
0.00	0.00000	0.00000	0.000058
0.02	0.01999	0.00001	0.000058
0.10	0.09999	0.00001	0.000059
0.20	0.19999	0.00001	0.000059
0.50	0.50001	-0.00001	0.000058
1.00	1.00001	-0.00001	0.000059
2.00	2.00000	0.00000	0.000059
5.00	5.00001	-0.00001	0.000061
10.00	10.00005	-0.00005	0.000063
20.00	20.00006	-0.00006	0.000069
50.00	50.00000	0.00000	0.00011
100.00	100.00001	-0.00001	0.00019
120.00	120.00001	-0.00001	0.00022

6. OFF CENTER LOADING ERROR



POINT	READING (g)	
1	10.00001	50.0000
2	10.00002	50.0000
3	10.00001	50.0000
4	10.00001	50.0000
5	10.00002	50.00001
OFF-CENTER LOADING	0.00001	0.0001

NOTE: THIS CALIBRATION WAS CARRIED OUT AT THE CUSTOMER'S PLACE AT PRODUCTION AREA


THE REPORTED UNCERTAINTY OF MEASUREMENT WAS BASED ON A STANDARD UNCERTAINTY MULTIPLIED BY A COVERAGE FACTOR  $k=2$ , PROVIDING A LEVEL OF CONFIDENCE APPROXIMATELY 95%.

END OF CALIBRATION REPORT



## ***Lambda UV Preventive Maintenance (PM)***

<b>Company Name:</b>	S.P.S. CONSULTING SERVICE CO., LTD.		
<b>Address:</b>	7, Soi Phaholyothin24, Ladyao, Jatujak, Bangkok		
<b>User Name:</b>	K. Benjawan	<b>WO Number:</b>	WO-01550999
<b>Telephone Number:</b>	086-141-2523	<b>PM Number:</b>	6 of 6 P
<b>Customer Support Engineer:</b>	K. Anon	<b>Certificate Number:</b>	UV2004-2022
<b>Date PM Performed:</b> (DD-MMM-YYYY)	25-Jan-2022	<b>Next PM Due Date:</b> (DD-MMM-YYYY)	25-Jul-2022

<b>Part Number</b>	<b>Release</b>	<b>Publication Date</b>	
09370504	B	March 2013	

### **Scope**

The purpose of this PM is to ensure the continued functionality of the PerkinElmer Lambda UV/Vis Spectrophotometer by inspecting and replacing any worn or damaged parts. This service should only be performed by a trained representative of PerkinElmer. The customer should save their method before the PM begins.

### **General Instructions:**

The customer must provide the engineer operational data to demonstrate recent instrument performance prior to starting the PM. Always check with the customer before making any changes that may affect the customer's analysis should be signed by an authorized PerkinElmer and customer representative and left with the customer. Update the PM sticker and instrument logbook as required.

### **Copyright Information**

This document contains proprietary information that is protected by copyright. All rights are reserved. No part of this publication may be reproduced in any form whatsoever or translated into any language without the prior, written permission of PerkinElmer, Inc. Copyright © 2009 PerkinElmer, Inc.

### **Trademarks**

Registered names, trademarks, etc. used in this document, even when not specifically marked as such, are protected by law. PerkinElmer is a registered trademark of PerkinElmer, Inc. All other trademarks and registered trademarks not owned by PerkinElmer, Inc. or its subsidiaries that are depicted herein are the property of their respective owners. Except as specifically set forth in its terms and conditions of sale, PerkinElmer makes no Warranty of any kind with regard to this document, including, but not limited to, the implied warranties of merchantability and fitness for a particular purpose. PerkinElmer shall not be liable for incidental or consequential damages in connection with the furnishing or use of this document.

## Component List

Component Specific Model	Serial #	Software Version		Configuration Notes
Lambda 25	501S14123010	6.2.0.0741	STD	1.27
NA	NA	NA	NA	NA

## Parts Lists

Parts Included with the PM				
Part Number (if applicable)	Description	Quantity	Serial Number	Expiration Date (MM/YY)
B250 0099	Stray Light standard			
	Nal cell	1	1943	Jan-22
	NaNO2 cell	1	2963	
	KCl cell	1	31030	
	H2O	1	71497	
B050 7805	Secondary Standards for calibration of wavelength and photometric accuracy or use NBS/NIST 390 standards			
	Gray Glass G1	1	2926	Jan-22
	Gray Glass G2	1	3501	
	Gray Glass G3	1	2552	
	Holmium Glass	1	1085	

Additional Tools Required for PM					
Part Number (if applicable)	Description	Quantity	Serial #		Remark
-	-	-	-	-	-
-	-	-	-	-	-
-	-	-	-	-	-
Additional Reagents and Standards Required for PM					
Part Number (if applicable)	Description	Quantity	Batch/Lot #		Expiration Date (MM/YY)
-	-	-	-	-	-
-	-	-	-	-	-
-	-	-	-	-	-

## Procedure Checklist

Use (✓) to check off those steps in the checklist that have been completed.

### 1. General:

- ☒ Review the instrument performance with the customer and document any recent problems.
- ☒ Inspect the customer log book and make any appropriate PM entries.
- ☒ Perform general inspection of system for cleanliness.

### 2. Optical checks:

- ☒ Lamp Alignment/Energy
- ☒ Sample Compartment Windows/Monochromator
- ☒ Mirror and Grating Alignment
- ☒ Cell Holder Alignment

### 3. Mechanical:

- ☒ Physical inspection – Please write any comments in the additional comments section.
- ☒ Grating Drive Mechanism.
- ☒ Lamp Change Mechanism.
- ☐ Slit Drive Manual Servo.

### 4. Test:

Refer to Appendix A for the specifications of the instrument being tested.

- ☒ D2 Wavelength accuracy

	Actual Value	Specification
Accuracy at 656.1 nm	656.16	± 0.1

☒ Holmium Oxide wavelength accuracy

Filter ID #		1085		
Test	Calibration Value	Actual Value	Deviation	Specification
279.3 nm	279.3	279.39	-0.09	± 0.5
360.8 nm	360.9	360.93	-0.03	± 0.5
459.9 nm	460.0	460.07	-0.07	± 0.5
536.4 nm	536.2	536.40	-0.20	± 0.5

☒ Scattered Light.

Test	Filter ID #	Result	Specification
NaI @ 220 nm	1943	0.0133	< 0.02 %T
NaNO <sub>2</sub> @ 340 nm	2963	-0.1296	< 0.02 %T
NaNO <sub>2</sub> @ 370 nm	2963	-0.0002	< 0.02 %T
KCl @ 200 nm	31030	2.4808	≥ 2 A

☒ Baseline Flatness.

Corrected Baseline	Specification
0.000163	± 0.001 A

☒ Noise Test @ 500 nm.

Actual Value	Specification
0.0000240	± 0.00008 A

☒ Photometric Accuracy.

Filter 1 ID #		2926		
Test	Calibrated Value	Actual Value	Deviation	Specification
440 nm	0.3483	0.3493	-0.0010	± 0.006 A
546 nm	0.3029	0.3046	-0.0017	± 0.006 A
635 nm	0.3200	0.3232	-0.0032	± 0.006 A
Filter 2 ID #		3501		
Test	Calibrated Value	Actual Value	Deviation	Specification
440 nm	1.001	1.0024	-0.0014	± 0.006 A
546 nm	0.9797	0.9813	-0.0016	± 0.006 A
635 nm	1.0285	1.0325	-0.0040	± 0.006 A
Filter 3 ID #		2552		
Test	Calibrated Value	Actual Value	Deviation	Specification
440 nm	0.489	0.4935	-0.0045	± 0.006 A
546 nm	0.4582	0.4595	-0.0013	± 0.006 A
635 nm	0.5046	0.5075	-0.0029	± 0.006 A

**5. Accessory (where applicable):**

- ☐ Integrating Sphere
- ☐ Reflecting Attachment
- ☐ Cell Changer
- ☐ Sipper
- ☐ Auto Sampler

**6. Review:**

- ☒ Review with the customer PM work performed.
- ☒ Review with the customer routine maintenance procedures.
- ☒ Discuss recommended customer-supplied materials to have on hand
- ☒ Attach PM sticker.
- ☒ Update Logbook.

## Additional Comments

Additional Comments Regarding the PM

## Review

<p><i>The preventive maintenance checks and if applicable performance tests for Lambda UV have been completed.</i></p>	
<p><b>This Lambda UV Passes</b> <input checked="" type="checkbox"/> <b>Fails</b> <input type="checkbox"/> <i>the preventive maintenance.</i></p>	
<p><b>Review of Preventive Maintenance:</b></p>	
<p>Authorized PerkinElmer Representative:</p> <div style="background-color: #cccccc; width: 250px; height: 30px; margin-top: 5px;"></div>	<p>Date:</p> <p>25-Jan-2022 (DD-MM-YYYY)</p>
<p>Authorized Customer Representative:</p>	<p>Date:</p> <p>25-Jan-2022 (DD-MM-YYYY)</p>





## Certificate of Calibration

**Aquion : Anion (ID#894)**

This certificate is to verify that instrument below are calibrated

by Archemica Lab Co.,Ltd.

**AQUION S/N : 190840059**

**AS-DV S/N : 190915235**

for

**S.P.S. Consulting Service Co., Ltd.**

ARCHEMICA LAB

บริษัท อาร์เคมีกา แล็บ จำกัด  
ARCHEMICA LAB CO.,LTD

Operator

Test Engineer

คุณภาพอากาศในสถานประกอบการ



บริษัท เอส.พี.เอส. คอนซัลติ้ง เซอร์วิส จำกัด  
S.P.S. CONSULTING SERVICE CO., LTD.  
7 ซอยพหลโยธิน 24 ถนนพหลโยธิน แขวงจอมพล เขตจตุจักร กรุงเทพฯ 10900  
7 Soi Phaholyothin 24, Phaholyothin Rd., Jompol, Chatuchak, Bangkok 10900  
Tel : (662) 939-4370-72, Fax : (662) 513-4221, E-mail : sale@spscon.com, www.spscon.com

Personal Pump Calibration Report

Calibration Method : Dry Cal Primary Flowmeter

Model : Defender 510-H

S/N : 136164

Environmental Conditions

Temperature : 25  $\pm$  3  $^{\circ}$ C  
Pressure : 1010  $\pm$  15 mmbar

Personal Pump Data				Calibration Data								
No.	Brand	Model	Serial No.	Date	Flow Rate (ml/min)						Value From Calibration Curve	
					Setting			Actual (Q std.)				
					1	2	3	1	2	3	y	R <sup>2</sup>
B01	SKC	224-PCXR4	262101	05/01/2022	1,000	1,500	2,000	995	1,496	1,995	0.999x - 1.938	1.000
B02	SKC	224-PCXR4	626166	05/01/2022	1,000	1,500	2,000	998	1,504	2,001	1.011x - 24.413	0.999
B03	SKC	224-PCXR4	612968	05/01/2022	1,000	1,500	2,000	995	1,490	1,995	1.001x - 6.653	1.000
B04	SKC	224-PCXR4	602804	05/01/2022	1,000	1,500	2,000	996	1,496	1,993	0.999x - 4.391	1.000
B05	SKC	224-PCXR4	612693	05/01/2022	1,000	1,500	2,000	1,003	1,500	2,003	1.012x - 21.952	0.999
B06	SKC	224-PCXR4	262188	05/01/2022	1,000	1,500	2,000	996	1,504	2,000	1.012x - 26.866	0.999
B07	SKC	224-PCXR4	626262	05/01/2022	1,000	1,500	2,000	998	1,492	1,994	0.996x + 1.898	1.000
B08	SKC	224-PCXR4	626100	05/01/2022	1,000	1,500	2,000	1,003	1,499	2,003	1.011x - 21.912	0.999
B09	SKC	224-PCXR4	626479	05/01/2022	1,000	1,500	2,000	997	1,490	1,994	0.994x + 3.550	1.000
B10	SKC	224-PCXR4	091950	06/01/2022	1,000	1,500	2,000	994	1,504	2,001	1.016x - 32.434	0.999
B11	SKC	224-PCXR8	564315	06/01/2022	1,000	1,500	2,000	994	1,490	1,998	1.004x - 10.450	1.000
B12	SKC	224-PCXR4	034656	06/01/2022	1,000	1,500	2,000	1,001	1,503	2,003	1.012x - 22.618	0.999
B13	SKC	224-PCXR4	602073	06/01/2022	1,000	1,500	2,000	995	1,498	1,994	1.000x - 3.701	1.000
B14	SKC	224-PCXR4	626313	05/01/2022	1,000	1,500	2,000	998	1,491	1,988	0.992x + 6.286	1.000
B15	SKC	224-PCXR4	626474	07/01/2022	1,000	1,500	2,000	1,003	1,501	2,004	1.012x - 22.048	0.999
B16	SKC	224-PCXR4	626477	07/01/2022	1,000	1,500	2,000	993	1,504	2,000	1.015x - 31.345	0.999
B17	SKC	224-PCXR4	626860	07/01/2022	1,000	1,500	2,000	997	1,495	1,992	0.995x + 2.034	1.000
B18	SKC	224-PCXR4	691484	07/01/2022	1,000	1,500	2,000	1,003	1,501	2,001	1.009x - 18.586	0.999
B19	SKC	224-PCXR4	691599	07/01/2022	1,000	1,500	2,000	992	1,499	1,997	1.003x - 9.253	1.000
B20	SKC	224-PCXR4	691587	07/01/2022	1,000	1,500	2,000	992	1,504	1,999	1.015x - 31.915	0.999
B21	SKC	224-PCXR4	691531	07/01/2022	1,000	1,500	2,000	993	1,499	1,992	1.000x - 5.273	1.000
B22	SKC	224-PCXR4	691654	07/01/2022	1,000	1,500	2,000	1,005	1,501	2,003	1.010x - 18.195	0.999
B23	SKC	224-PCXR4	798393	07/01/2022	1,000	1,500	2,000	993	1,505	2,002	1.017x - 34.683	0.999
B24	SKC	224-PCXR4	626363	07/01/2022	1,000	1,500	2,000	1,000	1,501	2,005	1.016x - 28.338	0.999
B25	SKC	224-PCXR4	798489	06/01/2022	1,000	1,500	2,000	1,000	1,495	1,997	0.997x + 2.018	1.000
B26	SKC	224-PCXR4	798479	06/01/2022	1,000	1,500	2,000	997	1,497	1,990	0.994x + 3.251	1.000
B27	SKC	224-PCXR4	691673	06/01/2022	1,000	1,500	2,000	994	1,503	2,001	1.015x - 31.951	0.999
B28	SKC	224-PCXR4	691570	06/01/2022	1,000	1,500	2,000	1,000	1,500	2,003	1.015x - 27.022	0.999
B29	SKC	224-PCXR4	626472	06/01/2022	1,000	1,500	2,000	999	1,494	1,998	1.002x - 6.856	1.000
B30	SKC	224-PCXR4	691489	06/01/2022	1,000	1,500	2,000	1,003	1,500	2,004	1.013x - 24.106	0.999
B31	SKC	224-PCXR4	691509	06/01/2022	1,000	1,500	2,000	995	1,495	1,995	1.001x - 4.894	1.000
B32	SKC	224-PCXR4	091567	06/01/2022	1,000	1,500	2,000	994	1,504	2,001	1.014x - 28.868	0.999
B33	SKC	224-PCXR4	091756	06/01/2022	1,000	1,500	2,000	996	1,496	1,991	0.995x + 3.183	1.000
B34	SKC	224-PCXR4	612962	06/01/2022	1,000	1,500	2,000	1,001	1,501	2,002	1.012x - 22.531	0.999
B35	SKC	224-PCXR4	602682	06/01/2022	1,000	1,500	2,000	993	1,498	1,996	1.002x - 8.448	1.000
B36	SKC	224-PCXR4	626164	05/01/2022	1,000	1,500	2,000	1,000	1,497	1,999	0.999x - 3.231	1.000
B37	SKC	224-PCXR4	626256	05/01/2022	1,000	1,500	2,000	994	1,504	2,002	1.016x - 31.604	0.999
B38	SKC	224-PCXR4	626167	10/01/2022	1,000	1,500	2,000	999	1,497	1,996	1.000x - 1.875	1.000
B39	SKC	224-PCXR4	034637	10/01/2022	1,000	1,500	2,000	1,002	1,500	2,002	1.012x - 23.643	0.999
B40	SKC	224-PCXR4	798349	10/01/2022	1,000	1,500	2,000	993	1,505	2,000	1.016x - 32.992	0.999



บริษัท เอส.พี.เอส. คอนซัลติ้ง เซอร์วิส จำกัด  
S.P.S. CONSULTING SERVICE CO., LTD.  
7 ซอยพหลโยธิน 24 ถนนพหลโยธิน แขวงจอมพล เขตจตุจักร กรุงเทพฯ 10900  
7 Soi Phaholyothin 24, Phaholyothin Rd., Jompol, Chatuchak, Bangkok 10900  
Tel : (662) 939-4370-72, Fax : (662) 513-4221, E-mail : sale@spscon.com, www.spscon.com

Personal Pump Calibration Report

Calibration Method : Dry Cal Primary Flowmeter

Model : Defender 510-H

S/N : 136164

Environmental Conditions

Temperature : 25  $\pm$  3  $^{\circ}$ C  
Pressure : 1010  $\pm$  15 mmbar

Personal Pump Data				Calibration Data								
No.	Brand	Model	Serial No.	Date	Flow Rate (ml/min)						Value From Calibration Curve	
					Setting			Actual (Q std.)				
					1	2	3	1	2	3	y	R <sup>2</sup>
B41	SKC	224-PCXR4	612669	10/01/2022	1,000	1,500	2,000	998	1,496	1,989	0.994x + 2.680	1.000
B42	SKC	224-PCXR4	626041	07/01/2022	1,000	1,500	2,000	1,003	1,498	1,993	0.990x + 11.710	1.000
B43	SKC	224-PCXR4	034636	05/01/2022	1,000	1,500	2,000	998	1,500	1,992	0.992x + 8.392	1.000
B44	SKC	224-PCXR8	529341	07/01/2022	1,000	1,500	2,000	1,004	1,500	2,003	1.011x – 21.139	0.999
B45	SKC	224-PCXR8	529594	07/01/2022	1,000	1,500	2,000	997	1,498	1,992	0.995x + 2.728	1.000
B46	SKC	224-PCXR8	566743	07/01/2022	1,000	1,500	2,000	994	1,504	2,002	1.015x – 32.087	0.999
B47	SKC	224-PCXR8	566747	07/01/2022	1,000	1,500	2,000	1,002	1,501	2,003	1.013x – 23.580	0.999
B48	SKC	224-PCXR8	566753	07/01/2022	1,000	1,500	2,000	1,000	1,494	1,996	0.996x + 1.567	1.000
B49	SKC	224-PCXR8	566780	07/01/2022	1,000	1,500	2,000	1,002	1,501	2,004	1.012x – 22.236	0.999
B50	SKC	224-PCXR8	500400	07/01/2022	1,000	1,500	2,000	1,000	1,493	1,996	0.995x + 3.641	1.000
B51	SKC	224-PCXR8	500363	07/01/2022	1,000	1,500	2,000	995	1,504	2,000	1.013x – 27.704	0.999
B52	SKC	224-PCXR8	093186	07/01/2022	1,000	1,500	2,000	995	1,498	1,994	0.997x – 0.283	1.000
B53	SKC	224-PCXR8	707670	10/01/2022	1,000	1,500	2,000	1,002	1,499	2,004	1.012x – 23.580	0.999
B54	SKC	224-PCXR3	509821	05/01/2022	1,000	1,500	2,000	994	1,501	2,001	1.015x – 32.043	0.999
B55	SKC	224-PCXR3	510710	06/01/2022	1,000	1,500	2,000	1,000	1,494	1,994	0.994x + 4.830	1.000
B56	SKC	224-PCXR3	511450	06/01/2022	1,000	1,500	2,000	1,004	1,502	2,002	1.010x – 19.248	0.999
B57	SKC	224-PCXR3	510798	06/01/2022	1,000	1,500	2,000	997	1,492	1,996	0.996x + 1.747	1.000
B58	SKC	224-PCXR3	509852	06/01/2022	1,000	1,500	2,000	997	1,499	2,000	1.011x – 27.010	0.999
B59	SKC	224-PCXR3	509862	06/01/2022	1,000	1,500	2,000	997	1,495	1,991	0.995x + 3.833	1.000
B60	SKC	224-PCXR3	512655	06/01/2022	1,000	1,500	2,000	1,002	1,500	2,004	1.013x – 24.688	0.999
B61	SKC	224-PCXR3	503915	06/01/2022	1,000	1,500	2,000	994	1,488	1,999	1.005x – 12.631	1.000
B62	SKC	224-PCXR3	505975	10/01/2022	1,000	1,500	2,000	994	1,491	1,995	1.002x – 8.089	1.000
B63	SKC	224-PCXR3	511432	10/01/2022	1,000	1,500	2,000	992	1,501	2,000	1.016x – 33.906	0.999
B64	SKC	224-PCXR3	508302	10/01/2022	1,000	1,500	2,000	998	1,493	1,990	0.994x + 4.272	1.000
B65	SKC	224-PCXR3	508310	10/01/2022	1,000	1,500	2,000	1,002	1,500	2,004	1.012x – 23.077	0.999
B66	SKC	224-PCXR3	509861	10/01/2022	1,000	1,500	2,000	997	1,494	1,994	0.995x + 3.953	1.000
B67	SKC	224-PCXR3	506295	10/01/2022	1,000	1,500	2,000	993	1,507	2,002	1.017x – 34.005	0.999
B68	SKC	224-PCXR3	505872	13/01/2022	1,000	1,500	2,000	1,000	1,495	1,994	0.995x + 4.188	1.000
B69	SKC	224-PCXR3	508375	13/01/2022	1,000	1,500	2,000	1,002	1,501	2,002	1.011x – 21.984	0.999
B70	SKC	224-PCXR3	510623	13/01/2022	1,000	1,500	2,000	995	1,490	1,997	1.001x – 7.267	1.000
B71	SKC	224-PCXR3	508367	13/01/2022	1,000	1,500	2,000	991	1,506	2,001	1.017x – 35.429	0.999
B72	SKC	224-PCXR3	505977	13/01/2022	1,000	1,500	2,000	1,001	1,498	1,991	0.991x + 8.882	1.000
B73	SKC	224-PCXR3	512606	13/01/2022	1,000	1,500	2,000	1,001	1,501	2,004	1.013x – 23.520	0.999
B74	SKC	224-PCXR3	505993	13/01/2022	1,000	1,500	2,000	996	1,495	1,995	1.000x – 5.161	1.000
B75	SKC	224-PCXR3	509820	13/01/2022	1,000	1,500	2,000	996	1,499	1,992	0.996x + 1.831	1.000
B76	SKC	224-PCXR3	509811	13/01/2022	1,000	1,500	2,000	995	1,496	1,998	1.003x – 9.050	1.000
B77	SKC	224-PCXR3	508301	13/01/2022	1,000	1,500	2,000	1,001	1,500	2,004	1.014x – 26.595	0.999
B78	SKC	224-PCXR3	510677	13/01/2022	1,000	1,500	2,000	994	1,504	1,999	1.013x – 28.238	0.999
B79	SKC	224-PCXR3	510920	12/01/2022	1,000	1,500	2,000	994	1,493	1,994	0.999x – 4.304	1.000



**Calibration Method : Dry Cal Primary Flowmeter**

**Model : Defender 510-H**

**S/N : 136164**

### Environmental Conditions

Temperature	25	$\pm 3$	$^{\circ}\text{C}$
Pressure	1010	$\pm 15$	mmbar

Personal Pump Data				Calibration Data								
No.	Brand	Model	Serial No.	Date	Flow Rate (ml/min)						Value From Calibration Curve	
					Setting			Actual (Q std.)				
					1	2	3	1	2	3	y	R <sup>2</sup>
B80	SKC	224-PCXR3	504569	12/01/2022	1,000	1,500	2,000	1,003	1,499	2,002	1.010x - 20.915	0.999
B81	SKC	224-PCXR3	503480	10/01/2022	1,000	1,500	2,000	994	1,499	2,000	1.015x - 31.401	0.999
B82	SKC	224-PCXR3	505673	10/01/2022	1,000	1,500	2,000	993	1,499	1,996	1.003x - 7.857	1.000
B83	SKC	224-PCXR3	510785	13/01/2022	1,000	1,500	2,000	1,000	1,500	2,002	1.012x - 23.548	0.999
B84	SKC	224-PCXR3	508333	12/01/2022	1,000	1,500	2,000	995	1,497	1,992	0.997x - 0.016	1.000
B85	SKC	224-PCXR3	505757	10/01/2022	1,000	1,500	2,000	993	1,502	1,999	1.014x - 30.555	0.999
B86	SKC	224-PCXR3	512625	10/01/2022	1,000	1,500	2,000	1,002	1,500	2,004	1.013x - 23.520	0.999
B87	SKC	224-PCXR3	504324	13/01/2022	1,000	1,500	2,000	997	1,499	1,997	1.000x - 1.667	1.000
B88	SKC	224-PCXR3	508307	13/01/2022	1,000	1,500	2,000	996	1,495	1,992	0.996x + 0.451	1.000
B89	SKC	224-PCXR3	509860	13/01/2022	1,000	1,500	2,000	1,000	1,501	2,003	1.013x - 25.008	0.999
B90	SKC	224-PCXR3	508366	13/01/2022	1,000	1,500	2,000	992	1,502	2,001	1.017x - 33.531	0.999
B91	SKC	224-PCXR3	510919	13/01/2022	1,000	1,500	2,000	998	1,498	1,997	1.001x - 4.563	1.000
B92	SKC	224-PCXR3	510987	13/01/2022	1,000	1,500	2,000	1,003	1,501	2,004	1.012x - 21.996	0.999
B93	SKC	224-PCXR3	509845	13/01/2022	1,000	1,500	2,000	1,000	1,498	1,999	1.000x - 3.059	1.000

\_\_\_\_\_



บริษัท เอส.พี.เอส. คอนซัลติ้ง เซอร์วิส จำกัด  
S.P.S. CONSULTING SERVICE CO., LTD.  
7 ซอยพหลโยธิน 24 ถนนพหลโยธิน แขวงจอมพล เขตจตุจักร กรุงเทพฯ 10900  
7 Soi Phaholyothin 24, Phaholyothin Rd., Jompol, Chatuchak, Bangkok 10900  
Tel : (662) 939-4370-72, Fax : (662) 513-4221, E-mail : sale@spscon.com., www.spscon.com

Personal Pump Calibration Report

Calibration Method : Dry Cal Primary Flowmeter

Model : Defender 510-H

S/N : 136164

Environmental Conditions

Temperature : 25  $\pm$  3  $^{\circ}$ C  
Pressure : 1010  $\pm$  15 mmbar

Personal Pump Data				Calibration Data								
No.	Brand	Model	Serial No.	Date	Flow Rate (ml/min)						Value From Calibration Curve	
					Setting			Actual (Q std.)				
					1	2	3	1	2	3	y	R <sup>2</sup>
R01	SKC	224-PCXR4	602467	06/01/2022	1,000	1,500	2,000	995	1,505	2,002	1.017x - 33.519	0.999
R02	SKC	224-PCXR4	626450	06/01/2022	1,000	2,000	3,000	999	1,498	1,994	0.994x + 4.132	1.000
R03	SKC	224-PCXR4	691592	06/01/2022	1,000	1,500	2,000	1,003	1,500	2,004	1.013x - 23.436	0.999
R04	SKC	224-PCXR4	691672	06/01/2022	1,000	1,500	2,000	996	1,493	1,995	1.000x - 5.153	1.000
R05	SKC	224-PCXR4	798470	12/01/2022	1,000	1,500	2,000	994	1,506	2,000	1.015x - 31.632	0.999
R06	SKC	224-PCXR4	798456	12/01/2022	1,000	1,500	2,000	993	1,497	1,993	1.000x - 5.496	1.000
R07	SKC	224-PCXR4	798480	12/01/2022	1,000	1,500	2,000	995	1,493	1,993	0.999x - 6.070	1.000
R08	SKC	224-PCXR4	883215	12/01/2022	1,000	1,500	2,000	1,002	1,501	2,004	1.014x - 25.235	0.999
R09	SKC	224-PCXR4	034650	06/01/2022	1,000	1,500	2,000	991	1,504	2,002	1.019x - 37.567	0.999
R10	SKC	224-PCXR4	091765	06/01/2022	1,000	1,500	2,000	1,000	1,492	1,994	0.995x + 3.159	1.000
R11	SKC	224-PCXR4	091763	06/01/2022	1,000	1,500	2,000	1,001	1,501	2,002	1.013x - 24.082	0.999
R12	SKC	224-PCXR4	091568	12/01/2022	1,000	1,500	2,000	999	1,499	1,995	0.997x - 0.024	1.000
R13	SKC	224-PCXR4	091638	12/01/2022	1,000	1,500	2,000	1,000	1,498	1,993	0.992x + 8.280	1.000
R14	SKC	224-PCXR4	091764	12/01/2022	1,000	1,500	2,000	993	1,502	1,998	1.013x - 30.093	0.999
R15	SKC	224-PCXR8	529457	12/01/2022	1,000	1,500	2,000	1,002	1,500	2,005	1.013x - 23.915	0.999
R16	SKC	224-PCXR8	529643	12/01/2022	1,000	1,500	2,000	999	1,497	1,994	0.997x + 0.219	1.000
R17	SKC	224-PCXR8	529645	12/01/2022	1,000	1,500	2,000	996	1,507	2,000	1.013x - 28.545	0.999
R18	SKC	224-PCXR8	566756	12/01/2022	1,000	1,500	2,000	991	1,496	1,998	1.003x - 9.193	1.000
R19	SKC	224-PCXR8	566802	10/01/2022	1,000	1,500	2,000	1,003	1,500	2,003	1.011x - 21.306	0.999
R20	SKC	224-PCXR8	529089	10/01/2022	1,000	1,500	2,000	991	1,503	2,001	1.019x - 37.942	0.999
R21	SKC	224-PCXR8	665728	10/01/2022	1,000	1,500	2,000	999	1,496	1,998	0.998x - 1.376	1.000
R22	SKC	224-PCXR8	707444	07/01/2022	1,000	1,500	2,000	1,002	1,501	2,003	1.012x - 23.440	0.999
R23	SKC	224-PCXR8	761067	07/01/2022	1,000	1,500	2,000	998	1,494	1,992	0.992x + 6.270	1.000
R24	SKC	224-PCXR8	707893	10/01/2022	1,000	1,500	2,000	995	1,505	2,001	1.015x - 30.157	0.999
R25	SKC	224-PCXR8	761052	10/01/2022	1,000	1,500	2,000	998	1,500	1,994	0.995x + 4.519	1.000
R26	SKC	224-PCXR8	707956	10/01/2022	1,000	1,500	2,000	1,002	1,499	2,004	1.013x - 24.282	0.999
R27	SKC	224-PCXR8	707398	05/01/2022	1,000	1,500	2,000	996	1,503	2,001	1.014x - 29.522	0.999
R28	SKC	224-PCXR8	707481	05/01/2022	1,000	1,500	2,000	1,004	1,500	2,004	1.011x - 20.325	0.999
R29	SKC	224-PCXR8	707402	05/01/2022	1,000	1,500	2,000	1,003	1,493	1,991	0.991x + 9.245	1.000
R30	SKC	224-PCXR8	093811	05/01/2022	1,000	1,500	2,000	997	1,495	1,993	0.997x - 0.730	1.000
R31	SKC	224-PCXR8	093183	05/01/2022	1,000	1,500	2,000	1,000	1,500	2,001	1.013x - 25.087	0.999
R32	SKC	224-PCXR8	671950	05/01/2022	1,000	1,500	2,000	1,000	1,498	1,994	0.994x + 7.562	1.000
R33	SKC	224-PCXR4	626254	05/01/2022	1,000	1,500	2,000	992	1,502	2,000	1.017x - 35.697	0.999
R34	SKC	224-PCXR4	626131	05/01/2022	1,000	1,500	2,000	1,002	1,499	2,004	1.013x - 24.533	0.999
R35	SKC	224-PCXR8	707460	07/01/2022	1,000	1,500	2,000	999	1,496	1,995	0.996x + 3.275	1.000
R36	SKC	224-PCXR8	707446	07/01/2022	1,000	1,500	2,000	1,003	1,500	2,003	1.011x - 21.187	0.999
R37	SKC	224-PCXR8	707432	07/01/2022	1,000	1,500	2,000	999	1,499	1,998	0.998x + 0.044	1.000
R38	SKC	224-PCXR8	707349	07/01/2022	1,000	1,500	2,000	996	1,503	2,001	1.015x - 30.563	0.999
R39	SKC	224-PCXR8	761095	07/01/2022	1,000	1,500	2,000	998	1,494	1,995	0.995x + 1.599	1.000



บริษัท เอส.พี.เอส. คอนซัลติ้ง เซอร์วิส จำกัด  
S.P.S. CONSULTING SERVICE CO., LTD.  
7 ซอยพหลโยธิน 24 ถนนพหลโยธิน แขวงจอมพล เขตจตุจักร กรุงเทพฯ 10900  
7 Soi Phaholyothin 24, Phaholyothin Rd., Jompol, Chatuchak, Bangkok 10900  
Tel : (662) 939-4370-72, Fax : (662) 513-4221, E-mail : sale@spscon.com., www.spscon.com

Personal Pump Calibration Report

Calibration Method : Dry Cal Primary Flowmeter

Model : Defender 510-H

S/N : 136164

Environmental Conditions

Temperature : 25  $\pm$  3  $^{\circ}$ C  
Pressure : 1010  $\pm$  15 mmbar

Personal Pump Data				Calibration Data								
No.	Brand	Model	Serial No.	Date	Flow Rate (ml/min)						Value From Calibration Curve	
					Setting			Actual (Q std.)				
					1	2	3	1	2	3	y	R²
R40	SKC	224-PCXR4	612753	07/01/2022	1,000	1,500	2,000	1,003	1,500	2,003	1.013x – 24.242	0.999
R41	SKC	224-PCXR4	626140	07/01/2022	1,000	1,500	2,000	991	1,507	2,001	1.018x – 35.034	0.999
R42	SKC	224-PCXR4	626463	11/01/2022	1,000	1,500	2,000	993	1,496	1,997	1.002x – 6.685	1.000
R43	SKC	224-PCXR4	626129	11/01/2022	1,000	1,500	2,000	1,002	1,501	2,004	1.013x – 23.691	0.999
R44	SKC	224-PCXR4	602753	11/01/2022	1,000	1,500	2,000	1,001	1,495	1,994	0.993x + 5.600	1.000
R45	SKC	224-PCXR4	626137	11/01/2022	1,000	1,500	2,000	992	1,505	2,001	1.018x – 36.115	0.999



บริษัท เอส.พี.เอส. คอนซัลติ้ง เซอร์วิส จำกัด  
S.P.S. CONSULTING SERVICE CO., LTD.  
7 ซอยพหลโยธิน 24 ถนนพหลโยธิน แขวงจอมพล เขตจตุจักร กรุงเทพฯ 10900  
7 Soi Phaholyothin 24, Phaholyothin Rd., Jompol, Chatuchak, Bangkok 10900  
Tel : (662) 939-4370-72, Fax : (662) 513-4221, E-mail : sale@spscon.com., www.spscon.com

Rotameter Calibration Report (For Personal Pump High Flow Adjust)

Calibration Method : Dry Cal Primary Flowmeter

Model : Defender 510-H

S/N : 136164

Calibration Data

Rotameter Data			Calibration Data								
No.	Brand	Model	Date	Flow Rate (ml/min)						Value From Calibration Curve	
				Flow Rate (Reading)			Actual (Q std.)				
				1	2	3	1	2	3	y	R <sup>2</sup>
H-R01	Dwyer	VFB-65	05/01/2022	500	1,000	2,000	502.4	997.7	1997.7	0.996x + 3.587	1.000
H-R02	Dwyer	VFB-65	05/01/2022	500	1,000	2,000	500.5	998.1	1995.7	0.992x + 7.068	1.000
H-R03	Dwyer	VFB-65	06/01/2022	500	1,000	2,000	497.1	994.3	1976.7	0.990x + 4.620	1.000
H-R04	Dwyer	VFB-65	06/01/2022	500	1,000	2,000	495.2	990.5	1995.3	1.001x – 7.907	1.000
H-R05	Dwyer	VFB-65	06/01/2022	500	1,000	2,000	495.3	999.3	1995.6	1.003x – 3.4893	1.000
H-R06	Dwyer	VFB-65	07/01/2022	500	1,000	2,000	493.0	1000.9	1990.9	0.996x + 1.905	1.000





บริษัท เอส.พี.เอส. คอนซัลติ้ง เซอร์วิส จำกัด  
S.P.S. CONSULTING SERVICE CO., LTD.  
7 ซอยพหลโยธิน 24 ถนนพหลโยธิน แขวงจอมพล เขตจตุจักร กรุงเทพฯ 10900  
7 Soi Phaholyothin 24, Phaholyothin Rd., Jompol, Chatuchak, Bangkok 10900  
Tel : (662) 939-4370-72, Fax : (662) 513-4221, E-mail : sale@spscon.com., www.spscon.com

Rotameter Calibration Report (For Personal Pump Low Flow Adjust)

Calibration Method : Dry Cal Primary Flowmeter

Model : Defender 510-H

S/N : 136164

Calibration Data

Rotameter Data			Calibration Data								
No.	Brand	Model	Date	Flow Rate (ml/min)						Value From Calibration Curve	
				Flow Rate (Reading)			Actual (Q std.)				
				1	2	3	1	2	3	y	R²
L-R01	Dwyer	VFA-21	05/01/2022	50	100	200	50.0	100.0	202.1	1.000x + 0.189	1.000
L-R02	Dwyer	VFA-21	05/01/2022	50	100	200	49.5	100.9	198.9	1.002x - 0.324	1.000
L-R03	Dwyer	VFA-21	06/01/2022	50	100	200	49.8	99.4	201.7	1.004x - 0.164	1.000
L-R04	Dwyer	VFA-21	06/01/2022	50	100	200	49.6	100.3	200.0	1.002x - 0.421	1.000
L-R05	Dwyer	VFA-21	06/01/2022	50	100	200	50.0	99.8	202.4	0.987x + 1.729	1.000
L-R06	Dwyer	VFA-21	07/01/2022	50	100	200	49.8	99.5	198.1	1.005x - 1.417	1.000

**QUALITY CALIBRATION CO.,LTD.**

235 Petchkasem 63/2 Road, Laksong, Bangkae, Bangkok 10160

Tel (662) 421-5402, (662) 444-0152-3, Fax (662) 809-4584

[www.qcalibration.com](http://www.qcalibration.com)

CERTIFICATE No : 22M2567

REFERENCE No : 64386-1

PAGE : 1 OF 2

**Certificate of Calibration**

**EQUIPMENT** : DIGITAL BALANCE

**MANUFACTURER** : METTLER TOLEDO

**MODEL** : XS 105DU

**SERIAL No** : 1126422905

**ID No** : BA 05/50

**CONDITION AS RECEIVED** : USED ITEM

**SUBMITTED BY** : S.P.S. CONSULTING SERVICE CO., LTD.  
7 SOI PHAHOLYOTHIN 24, PHAHOLYOTHIN RD.,  
JOMPOL, CHATUCHAK, BANGKOK 10900

**CALIBRATED BY** :**CALIBRATION DATE** :**APPROVED BY** :**ISSUED DATE** : 17-Mar-22**RECEIVED DATE** : 11-Mar-22

THIS CERTIFICATE MAY NOT BE REPRODUCED OTHER THAN IN FULL EXCEPT WITH THE PRIOR WRITTEN APPROVAL OF  
QUALITY CALIBRATION CO., LTD.





CERTIFICATE No : 22M2567

PAGE : 2 OF 2

## Calibration Report

EQUIPMENT : DIGITAL BALANCE MODEL : XS 105DU  
MANUFACTURER : METTLER TOLEDO S/N : 1126422905  
ID No : BA 05/50 RECEIVED DATE : 11-Mar-22  
AIR PRESSURE : 1008mbar  $\pm$  1mbar CALIBRATION DATE : 11-Mar-22  
AMBIENT TEMPERATURE : 22° C  $\pm$  1° C RELATIVE HUMIDITY : 49 %RH  $\pm$  10 % RH

**CONDITION OF THIS RESULTS OF CALIBRATION**

1. THIS INSTRUMENT WAS CALIBRATED BY ACCORDING TO UKAS LAB 14 EDITION 6:2019 BY USING KNOWN WEIGHT STANDARD WEIGHT. THE BALANCE WAS NOT ADJUSTED BEFORE CALIBRATION. THE BALANCE HAS NO ZERO TRACKING FUNCTION. REPEATABILITY WAS MEASURED BY USING 10 REPEATED MEASUREMENTS. LINEARITY WAS MEASURED COVERING 10 POINTS, EVENLY SPREAD OVER THE RANGE. THE INSTRUMENT WAS SET ZERO BEFORE PERFORMING THE LINEARITY TEST. OFF-CENTER LOADING WAS MEASURED BY USING STANDARD WEIGHTS PLACED ON THE PAN AND MOVED TO VARIOUS POSITIONS ON THE PAN.

2. REFERENCE STANDARD INSTRUMENTS :-

**INSTRUMENT****MODEL****SERIAL No****CERTIFICATE No****DUE DATE**

1) STANDARD WEIGHT SET

E2

QK-I-151

C02210415

09-Feb-23

3. THIS RESULT WAS FOUND ACCURATE AS SHOWN ON DATE AND PLACE OF CALIBRATION ONLY.

4. THIS RESULT EXCLUDE LONG TERM STABILITY OF THE UNIT UNDER CALIBRATION.

5. THIS CERTIFICATE IS TRACEABLE TO THE INTERNATIONAL SYSTEM OF UNIT MAINTAINED AT:-

- NATIONAL INSTITUTE OF METROLOGY (THAILAND) THROUGH CENTRAL BUREAU OF WEIGHTS&MEASURES

**RESULT OF CALIBRATION :- WITHOUT ADJUSTMENT**

1. ZERO SETTING FUNCTION : NORMAL

2. TARE FUNCTION : NORMAL

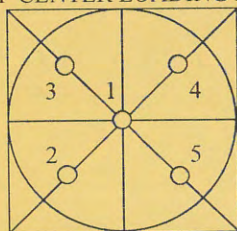
3. REPEATABILITY OF READING AT 20 g WAS 0.000004 g

4. REPEATABILITY OF READING AT 100 g WAS 0.000048 g

5. DEPARTURE FROM NOMINAL VALUE/ LINEARITY

NOMINAL VALUE (g)	BALANCE READING (g)	CORRECTION (g)	UNCERTAINTY ( $\pm$ g)
0.00	0.00000	0.00000	0.000058
0.02	0.01999	0.00001	0.000058
0.10	0.09999	0.00001	0.000059
0.20	0.19999	0.00001	0.000059
0.50	0.50001	-0.00001	0.000058
1.00	1.00001	-0.00001	0.000059
2.00	2.00000	0.00000	0.000059
5.00	5.00001	-0.00001	0.000061
10.00	10.00005	-0.00005	0.000063
20.00	20.00006	-0.00006	0.000069
50.00	50.00000	0.00000	0.000111
100.00	100.00001	-0.00001	0.00019
120.00	120.00001	-0.00001	0.00022

6. OFF CENTER LOADING ERROR



POINT	READING (g)	
1	10.00001	50.0000
2	10.00002	50.0000
3	10.00001	50.0000
4	10.00001	50.0000
5	10.00002	50.0001
OFF-CENTER LOADING	0.00001	0.0001

NOTE: THIS CALIBRATION WAS CARRIED OUT AT THE CUSTOMER'S PLACE AT PRODUCTION AREA

THE REPORTED UNCERTAINTY OF MEASUREMENT WAS BASED ON A STANDARD UNCERTAINTY MULTIPLIED BY A COVERAGE FACTOR  $k=2$ , PROVIDING A LEVEL OF CONFIDENCE APPROXIMATELY 95%.

END OF CALIBRATION REPORT





## MAINTENANCE AND TEST CERTIFICATE MODEL

### OPTIMA 5300DV

<b>Customer :</b> <u>S.P.S.Consulting Service Co.,Ltd</u>	<b>Date Tested:</b> <u>January 12, 2022</u>	
	<b>Recommendation Recertification</b>	
<b>Address :</b> <u>7 Soi Phaholyothin 24</u>	<b>Period</b> <u>6</u> <b>Months</b>	
<u>Paholyothin Road</u>	<b>Recertification Due:</b> <u>July 12, 2022</u>	
<u>Jompol Chatuchak, Bangkok 1090</u>	<b>Date Last Certified:</b> <u>July 14, 2021</u>	
<b>User Name:</b> <u>K.Phenpha Viphasathawat</u>	<b>Visit Number:</b> <u>2 of 2</u>	
<b>Phone:</b> <u>083-9269252</u>	<b>PerkinElmer Phone:</b> <u>02-719-6420 ext 206</u>	
<b>Fax:</b> <u>02-513-4221</u>	<b>PerkinElmer Fax:</b> <u>02-318-5597</u>	

CONFIGURATION TESTED		ACCESSORIES/COMPONENT NOT INCLUDED
<b>MODEL</b>	<b>SERIAL NUMBER</b>	
<u>OPTIMA 5300DV</u>	<u>077C7042401</u>	
<b>TESTED EQUIPMENT</b>	<b>CALIBRATION NUMBER</b>	<b>EXPIRATION</b>
<u>IPV Methods</u>		
<b>TEST STANDARD USED</b>	<b>PART NUMBER</b>	<b>EXPIRATION DATE</b>
<u>Multielement Standard</u>	<u>N069-1579</u>	<u>August 30, 2022</u>
<u>Wavecal Solution</u>	<u>N058-2152</u>	<u>January 30, 2022</u>
<u>VIS Wavecal solution</u>	<u>N930-2946</u>	<u>June 30, 2022</u>
<u>Instrument Cal. STD4</u>	<u>N930-0221</u>	<u>August 30, 2022</u>
<b>CUSTOMER SUPPLIED</b>	<b>COMMENTS</b>	<b>CUSTOMER INITIALS</b>
<u>2 % HNO3</u>		
<u>10 % HNO3</u>		



## MAINTENANCE AND TEST CERTIFICATE MODEL

### OPTIMA 5300DV

**SERIAL NUMBER**    077C8011701
**DATE TESTED**    January 12, 2022
**1. MECHANICAL CHECKS**

A. Inspect and clean all fans and filters.

☐ OK

B. Inspect and replace as necessary, all torch components including the RF coil.

☐ OK

C. Inspect all tubing for sign of clacking or leaking.

☐ OK

D. Adjust water and gas pressure regulator settings.

☐ OK

E. Inspect and leak check pneumatics drawers.

☐ OK

F. Clean the exterior of the instrument.

☐ OK

**2. OPTICAL CHECKS**

A. Inspect and clean all optical components.

☐ OK

B. As required, check and replace all purgefilters.

☐ OK

C. Recheck optical alignment.

☐ OK

**3. COOLING SYSTEM CHECKS**

A. Perform preventive maintenance on chiller.

☐ OK

B. Flush out the chiller every year.

☐ N/A

**4. PERFORMANCE CHECKS**

A. Torch View Alignment.

☐ OK

B. Wavelength Calibration.

☐ OK



## MAINTENANCE AND TEST CERTIFICATE MODEL

### OPTIMA 5300DV

SERIAL NUMBER : 077C8011701

DATE TESTED : January 12, 2022

PARAMETER	SPECIFICATION			FINAL VALUE	
Spectral Resolution : UV	As	193.696 nm	≤ 0.007	0.00554	
	Ni	231.604 nm	≤ 0.008	0.00725	
	Ni	341.476 nm	≤ 0.012	0.00752	
Spectral Resolution : VIS	La	408.672 nm	≤ 0.020	0.01616	
	Ba	455.403 nm	≤ 0.025	0.02416	
Precision					
	As	193.656 nm	% RSD < 1.0	0.34	%
	Zn	213.856 nm	% RSD < 1.0	0.27	%
	Mn	257.610 nm	% RSD < 1.0	0.41	%
	La	379.478 nm	% RSD < 1.0	0.57	%
	Ba	455.403 nm	% RSD < 1.0	0.33	%
	Ba	493.408 nm	% RSD < 1.0	0.26	%
Detection Limits : Axial	Tl	190.080 nm	3(sd)	5.51	ppb
	As	193.696 nm	3(sd)	8.59	ppb
	Pb	220.353 nm	3(sd)	0.50	ppb
Detection Limits : Radial	As	193.696 nm	3(sd)	21.00	ppb
	Zn	213.856 nm	3(sd)	0.32	ppb
	Mn	257.610 nm	3(sd)	0.18	ppb
	La	379.478 nm	3(sd)	0.44	ppb
	Ba	455.403 nm	3(sd)	0.17	ppb
	Ba	493.408 nm	3(sd)	0.12	ppb
BEC : Axial (IB X 500)/(IS-IB)	Cd	226.502 nm	≤ 150 ppb	12.46	
BEC : Radial (IB X 1000)/(IS-IB)	Mn	257.610 nm	≤ 45 ppb	30.82	



## MAINTENANCE AND TEST CERTIFICATE MODEL

### OPTIMA 5300DV

**SERIAL NUMBER** 077C8011701**DATE TESTED** January 12, 2022**Remarks :**

Commissioning follow as commissioning performance sheets.

This is to certify that the above tests have been performed and the configuration tested



meets



does not meet

the PerkinElmer Specifications listed on this certificate.

This certificate does not modify PerkinElmer's standard terms and condition of sale,  
including warranty terms.

**Service Department PerkinElmer Ltd.**

**Authorized Representative:**

Service Engineer



## Certificate of Calibration

**Aquion : Anion (ID#894)**

This certificate is to verify that instrument below are calibrated

by Archemica Lab Co.,Ltd.

**AQUION S/N : 190840059**

**AS-DV S/N : 190915235**

for

**S.P.S. Consulting Service Co., Ltd.**

ARCHEMICA LAB

บริษัท อาร์เคมีกา แล็บ จำกัด  
ARCHEMICA LAB CO.,LTD

Operator :



Test Engineer



ระดับเสียงในบรรยากาศ

THAILAND INSTITUTE OF SCIENTIFIC AND TECHNOLOGICAL RESEARCH (TISTR)

**Request No.** 21-64/0528

**MTC No.** EEL. BP. 17/0564

## CALIBRATION CERTIFICATE

**Submitted by** : S.P.S. Consulting Services Service Co.,Ltd.

**Address** : 7 Soi Phaholyothin 24, Phaholyothin Road, Jompol, Chatuchak, Bangkok 10900.

**Calibrated at** : Electrical and Electronic Standards Laboratory, Industrial Metrology and Testing Service Centre.  
: Soi 1C, Bangpoo Industrial Estate, Sukhumvit Rd., Muang, Samutprakan 10280.

**Instrument Calibrated :**

Description : Sound Calibrator

Manufacturer : ACO

Model : 2127

Serial No. : 130006

**Ambient Environment**

Temperature :  $(23 \pm 3) ^\circ\text{C}$

Relative Humidity :  $(50 \pm 15) \%$

Ambient Pressure :  $(101.325 \pm 1.500) \text{ kPa}$

**Standards used :**

1. Digital Function Synthesizer NF Electronic DF-193A S/N 122037.
2. Measuring Amplifier Bruel&Kjaer 2636 S/N 1537484.
3. Programmable Attenuator Tamagawa TPA-303A S/N OF 2214.
4. Digital Multimeter Agilent 34401A S/N MY44005560.
5. Pressure Transmitter Vaisala PTB202AD S/N T0650001.
6. Audio Analyzer Keithley 2015-P S/N 4106495.
7. Condenser Microphone Bruel&Kjaer 4180 S/N 2889871.

**Calibration Procedure:** CP-102-04 based on IEC 60942-2003; The sound pressure level generated by sound calibrator under test shall be measured by standard microphone using an insert voltage technique.

This instrument has been calibrated against standards maintained at Electrical and Electronic Standards Laboratory (EEL), which are traceable to the International System of Units through the National Institute of Metrology (Thailand).

The information on actual reading is attached herewith and the uncertainty limits quoted refer to the measured values only.

**Date of Receipt** : 6 May 2021

**Date of Calibration** : 15 May 2021

The results relate only to the items tested/calibrated or value assigned.

Advertising the Report/Certificate and publicity of the results except in full are prohibited unless written permission is obtained from the governor of TISTR.

FM.BL.MTC.002 Rev.4

**Head Office**

35 Mu 3 Tambon Khlong Ha, Amphoe Khlong Luang,  
Changwat Pathumthani 12120, Thailand

Tel. (66) 0 2577 9000

Fax. (66) 0 2577 9009

E-mail : rumpai@tistr.or.th Website:www.tistr.or.th

**Office/Laboratory**

Soi 1C, Bangpoo Industrial Estate, Sukhumvit Road,  
Amphoe Muang, Changwat Samutprakan 10280, Thailand

Tel. (66) 0 2323 1672-80 ext. 115, 116

Fax. (66) 0 2323 9165

E-mail : mtc@tistr.or.th

**Office**

196 Phahonyothin Road, Chatuchak, Bangkok 10900,  
Thailand

Tel. (66) 0 2579 1121-30 ext. 5219, 5225, 5217

Fax. (66) 0 2579 8592

E-mail : sumalee@tistr.or.th

THAILAND INSTITUTE OF SCIENTIFIC AND TECHNOLOGICAL RESEARCH (TISTR)

Request No. 21-64/0528

MTC No. EEL. BP. 17/0564

The reported expanded uncertainty is based upon a standard uncertainty multiplied by a coverage factor  $k = 2$ , providing a level of confidence of approximately 95%.

Nominal Output of Unit Under Test = 94 dB re 20 $\mu$ Pa at 1000 Hz

Acoustic Output in dB re 20 $\mu$ Pa, Corrected to Reference Conditions: 101.325 kPa, 23.0 °C and 50 %RH.

1. Sound Pressure Level

Standard Microphone Type	Measured Sound Pressure Level (dB)	Deviated value (dB)	Uncertainty (dB)	Tolerance limit IEC60942:2003 Class 1
1/2 inch Brüel&Kjaer 4180	93.96	-0.04	$\pm 0.10$	$\pm 0.40$ dB

2. Frequency

Standard Microphone Type	Measured Frequency (Hz)	Deviated value (Hz)	Uncertainty (Hz)	Tolerance limit IEC60942:2003 Class 1
1/2 inch Brüel&Kjaer 4180	999.9	-0.1	$\pm 1.5$	$\pm 1.0\%$

3. Total Distortion

Standard Microphone Type	Measured Total Distortion (%)	Uncertainty (%)	Tolerance limit IEC60942:2003 Class 1
1/2 inch Brüel&Kjaer 4180	1.26	$\pm 0.50$	$\pm 3.0\%$

Note : 1. No adjustment.

2. The calibrator pressure correction was not included.

3. The microphone volume correction was not included.

Electrical and Electronic Standards Laboratory

Industrial Metrology and Testing Service Centre

Date of Calibration : 15 May 2021

Date of Issue : 18 May 2021

Ref : 2011264050601894002

End of Certificate

2 / 2

The results relate only to the items tested/calibrated or value assigned.

Advertising the Report/Certificate and publicity of the results except in full are prohibited unless written permission is obtained from the governor of TISTR.

FM.BL.MTC.002 Rev.4

Head Office

35 Mu 3 Tambon Khlong Ha, Amphoe Khlong Luang,  
Changwat Pathumthani 12120, Thailand  
Tel. (66) 0 2577 9000  
Fax. (66) 0 2577 9009  
E-mail : rumpai@tistr.or.th Website:www.tistr.or.th

Office/Laboratory

Soi 1C, Bangpoo Industrial Estate, Sukhumvit Road,  
Amphoe Muang, Changwat Samutprakan 10280, Thailand  
Tel. (66) 0 2323 1672-80 ext. 115, 116  
Fax. (66) 0 2323 9165  
E-mail : mtc@tistr.or.th

Office

196 Phahonyothin Road, Chatuchak, Bangkok 10900,  
Thailand  
Tel. (66) 0 2579 1121-30 ext. 5219, 5225, 5217  
Fax. (66) 0 2579 8592  
E-mail : sumalee@tistr.or.th



บริษัท เอส.พี.เอส. คอนซัลติ้ง เซอร์วิส จำกัด  
S.P.S. CONSULTING SERVICE CO., LTD.  
7 ซอยพหลโยธิน 24 ถนนพหลโยธิน แขวงจอมพล เขตจตุจักร กรุงเทพฯ 10900  
7 Soi Phaholyothin 24, Phaholyothin Rd., Jompol, Chatuchak, Bangkok 10900  
Tel : (662) 939-4370-72, Fax : (662) 513-4221, E-mail : sale@spscon.com, www.spscon.com

Noise R\_124/22

## Sound Level Meter Calibration Report

### Acoustic Calibrator Data

Brand	ACO	Number	AC 03/56
Model	2127	Serial No.	130006
Calibration Range	94 dB, 1000 Hz	Last Calibration	15 May 2021
		Due Date	15 May 2022

### Calibration Data

Sound Level Meter Data				Calibration Data		
SLM No.	Brand	Model	Serial No.	Date	Actual Reading [dB]	
					Before Adjustment	After Adjustment
ACO-R20	ACO	6236	00182003	13 March 2022	94.1	94.0
ACO-R43	ACO	6236	00192055	13 March 2022	94.0	94.0
ACO-R44	ACO	6236	00192056	13 March 2022	94.1	94.0
ACO-R47	ACO	6236	00192059	13 March 2022	94.0	94.0
ACO-R48	ACO	6236	00192060	13 March 2022	94.0	94.0
Acoustic Certified Value : Thailand Institute of Scientific and Technological Research (TISTR)					93.96 ± 0.40 dB	



ระดับเสียงในสถานประกอบการ

THAILAND INSTITUTE OF SCIENTIFIC AND TECHNOLOGICAL RESEARCH (TISTR)

**Request No.** 21-64/0528

**MTC No.** EEL. BP. 17/0564

## CALIBRATION CERTIFICATE

**Submitted by** : S.P.S. Consulting Services Service Co.,Ltd.

**Address** : 7 Soi Phaholyothin 24, Phaholyothin Road, Jompol, Chatuchak, Bangkok 10900.

**Calibrated at** : Electrical and Electronic Standards Laboratory, Industrial Metrology and Testing Service Centre.  
: Soi 1C, Bangpoo Industrial Estate, Sukhumvit Rd., Muang, Samutprakan 10280.

**Instrument Calibrated :**

Description : Sound Calibrator

Manufacturer : ACO

Model : 2127

Serial No. : 130006

**Ambient Environment**

Temperature :  $(23 \pm 3) ^\circ\text{C}$

Relative Humidity :  $(50 \pm 15) \%$

Ambient Pressure :  $(101.325 \pm 1.500) \text{ kPa}$

**Standards used :**

1. Digital Function Synthesizer NF Electronic DF-193A S/N 122037.
2. Measuring Amplifier Bruel&Kjaer 2636 S/N 1537484.
3. Programmable Attenuator Tamagawa TPA-303A S/N OF 2214.
4. Digital Multimeter Agilent 34401A S/N MY44005560.
5. Pressure Transmitter Vaisala PTB202AD S/N T0650001.
6. Audio Analyzer Keithley 2015-P S/N 4106495.
7. Condenser Microphone Bruel&Kjaer 4180 S/N 2889871.

**Calibration Procedure:** CP-102-04 based on IEC 60942-2003; The sound pressure level generated by sound calibrator under test shall be measured by standard microphone using an insert voltage technique.

This instrument has been calibrated against standards maintained at Electrical and Electronic Standards Laboratory (EEL), which are traceable to the International System of Units through the National Institute of Metrology (Thailand).

The information on actual reading is attached herewith and the uncertainty limits quoted refer to the measured values only.

**Date of Receipt** : 6 May 2021

**Date of Calibration** : 15 May 2021

The results relate only to the items tested/calibrated or value assigned.

Advertising the Report/Certificate and publicity of the results except in full are prohibited unless written permission is obtained from the governor of TISTR.

FM.BL.MTC.002 Rev.4

**Head Office**

35 Mu 3 Tambon Khlong Ha, Amphoe Khlong Luang,  
Changwat Pathumthani 12120, Thailand

Tel. (66) 0 2577 9000

Fax. (66) 0 2577 9009

E-mail : rumpai@tistr.or.th Website:www.tistr.or.th

**Office/Laboratory**

Soi 1C, Bangpoo Industrial Estate, Sukhumvit Road,  
Amphoe Muang, Changwat Samutprakan 10280, Thailand

Tel. (66) 0 2323 1672-80 ext. 115, 116

Fax. (66) 0 2323 9165

E-mail : mtc@tistr.or.th

**Office**

196 Phahonyothin Road, Chatuchak, Bangkok 10900,  
Thailand

Tel. (66) 0 2579 1121-30 ext. 5219, 5225, 5217

Fax. (66) 0 2579 8592

E-mail : sumalee@tistr.or.th

THAILAND INSTITUTE OF SCIENTIFIC AND TECHNOLOGICAL RESEARCH (TISTR)

Request No. 21-64/0528

MTC No. EEL. BP. 17/0564

The reported expanded uncertainty is based upon a standard uncertainty multiplied by a coverage factor  $k = 2$ , providing a level of confidence of approximately 95%.

Nominal Output of Unit Under Test = 94 dB re 20 $\mu$ Pa at 1000 Hz

Acoustic Output in dB re 20 $\mu$ Pa, Corrected to Reference Conditions: 101.325 kPa, 23.0 °C and 50 %RH.

1. Sound Pressure Level

Standard Microphone Type	Measured Sound Pressure Level (dB)	Deviated value (dB)	Uncertainty (dB)	Tolerance limit IEC60942:2003 Class 1
1/2 inch Brüel&Kjaer 4180	93.96	-0.04	$\pm 0.10$	$\pm 0.40$ dB

2. Frequency

Standard Microphone Type	Measured Frequency (Hz)	Deviated value (Hz)	Uncertainty (Hz)	Tolerance limit IEC60942:2003 Class 1
1/2 inch Brüel&Kjaer 4180	999.9	-0.1	$\pm 1.5$	$\pm 1.0\%$

3. Total Distortion

Standard Microphone Type	Measured Total Distortion (%)	Uncertainty (%)	Tolerance limit IEC60942:2003 Class 1
1/2 inch Brüel&Kjaer 4180	1.26	$\pm 0.50$	$\pm 3.0\%$

Note : 1. No adjustment.

2. The calibrator pressure correction was not included.

3. The microphone volume correction was not included.

Electrical and Electronic Standards Laboratory

Industrial Metrology and Testing Service Centre

Date of Calibration : 15 May 2021

Date of Issue : 18 May 2021

Ref : 2011264050601894002

End of Certificate

2 / 2

The results relate only to the items tested/calibrated or value assigned.

Advertising the Report/Certificate and publicity of the results except in full are prohibited unless written permission is obtained from the governor of TISTR.

FM.BL.MTC.002 Rev.4

Head Office

35 Mu 3 Tambon Khlong Ha, Amphoe Khlong Luang,  
Changwat Pathumthani 12120, Thailand  
Tel. (66) 0 2577 9000  
Fax. (66) 0 2577 9009  
E-mail : rumpai@tistr.or.th Website:www.tistr.or.th

Office/Laboratory

Soi 1C, Bangpoo Industrial Estate, Sukhumvit Road,  
Amphoe Muang, Changwat Samutprakan 10280, Thailand  
Tel. (66) 0 2323 1672-80 ext. 115, 116  
Fax. (66) 0 2323 9165  
E-mail : mtc@tistr.or.th

Office

196 Phahonyothin Road, Chatuchak, Bangkok 10900,  
Thailand  
Tel. (66) 0 2579 1121-30 ext. 5219, 5225, 5217  
Fax. (66) 0 2579 8592  
E-mail : sumalee@tistr.or.th





บริษัท เอส.พี.เอส. คอนซัลติ้ง เซอร์วิส จำกัด  
S.P.S. CONSULTING SERVICE CO., LTD.  
7 ซอยพหลโยธิน 24 ถนนพหลโยธิน แขวงจอมพล เขตจตุจักร กรุงเทพฯ 10900  
7 Soi Phaholyothin 24, Phaholyothin Rd., Jompol. Chatuchak, Bangkok 10900  
Tel : (662) 939-4370-72. Fax : (662) 513-4221. E-mail : sale@spscon.com., www.spscon.com

Noise R\_127/22

## Sound Level Meter Calibration Report

### Acoustic Calibrator Data

Brand	ACO	Number	AC 03/56
Model	2127	Serial No.	130006
Calibration Range	94 dB, 1000 Hz	Last Calibration	15 May 2021
		Due Date	15 May 2022

### Calibration Data

Sound Level Meter Data				Calibration Data		
SLM No.	Brand	Model	Serial No.	Date	Actual Reading [dB]	
					Before Adjustment	After Adjustment
ACO-R19	ACO	6236	00182001	14 March 2022	94.1	94.0
ACO-R21	ACO	6236	00182004	14 March 2022	94.0	94.0
ACO-R22	ACO	6236	00182010	14 March 2022	94.0	94.0
ACO-R26	ACO	6236	00192038	14 March 2022	94.1	94.0
ACO-R32	ACO	6236	00192044	14 March 2022	94.0	94.0
ACO-R39	ACO	6236	00192051	14 March 2022	94.1	94.0
Acoustic Certified Value : Thailand Institute of Scientific and Technological Research (TISTR)					93.96 ± 0.40 dB	





THAILAND INSTITUTE OF SCIENTIFIC AND TECHNOLOGICAL RESEARCH (TISTR)

Request No. 21-64/0841

MTC No. EEL. BP. 45/0964

## CALIBRATION CERTIFICATE

**Submitted by** : S.P.S CONSULTING SERVICE CO.,LTD.  
**Address** : 7 Soi Phaholyothin 24, Phaholyothin Road, Jompol, Chatuchak, Bangkok 10900.  
**Calibrated at** : Electrical and Electronic Standards Laboratory, Industrial Metrology and Testing Service Centre.  
: Soi 1C, Bangpoo Industrial Estate, Sukhumvit Rd., Muang, Samutprakan 10280.

### Instrument Calibrated :

Description : Acoustic Calibrator  
Manufacturer : SVANTEK  
Model : SV34  
Serial No. : 33146

### Ambient Environment

Temperature :  $(23 \pm 3) ^\circ\text{C}$   
Relative Humidity :  $(50 \pm 15) \%$   
Ambient Pressure :  $(101.325 \pm 1.500) \text{ kPa}$

**Standards used :**

1. Digital Function Synthesizer NF Electronic DF-193A S/N 122037.
2. Measuring Amplifier Bruel&Kjaer 2636 S/N 1537484.
3. Programmable Attenuator Tamagawa TPA-303A S/N OF 2214.
4. Digital Multimeter Agilent 34401A S/N MY44005560.
5. Pressure Transmitter Vaisala PTB202AD S/N T0650001.
6. Audio Analyzer Panasonic VP-7722A S/N 041477D122.
7. Condenser Microphone B&K 4180 S/N 2889871

**Calibration Procedure:** CP-102-04 based on IEC 60942-2003; The sound pressure level generated by sound calibrator under test shall be measured by standard microphone using an insert voltage technique.

This instrument has been calibrated against standards maintained at Electrical and Electronic Standards Laboratory (EEL), which are traceable to the International System of Units through the National Institute of Metrology (Thailand).

The information on actual reading is attached herewith and the uncertainty limits quoted refer to the measured values only.

**Date of Receipt** : 14 Sep. 2021

**Date of Calibration** : 17 Sep. 2021

The results relate only to the items tested or calibrated.

Advertising the Report/Certificate and publicity of the results except in full are prohibited unless written permission is obtained from the governor of TISTR.

**Head Office**  
35 Mu 3 Tambon Khlong Ha, Amphoe Khlong Luang,  
Changwat Pathumthani 12120, Thailand  
Tel. (66) 0 2577 9000  
Fax. (66) 0 2577 9009  
E-mail : rumpai@tistr.or.th Website:www.tistr.or.th

**Office/Laboratory**  
Soi 1C, Bangpoo Industrial Estate, Sukhumvit Road,  
Amphoe Muang, Changwat Samutprakan 10280, Thailand  
Tel. (66) 0 2323 1672-80 ext. 115, 116  
Fax. (66) 0 2323 9165  
E-mail : mtc@tistr.or.th

**Office**  
196 Phahonyothin Road, Chatuchak, Bangkok 10900,  
Thailand  
Tel. (66) 0 2579 1121-30 ext. 5219, 5225, 5217  
Fax. (66) 0 2579 8592  
E-mail : sumalee@tistr.or.th

FM.BL.MTC.002 Rev.3

THAILAND INSTITUTE OF SCIENTIFIC AND TECHNOLOGICAL RESEARCH (TISTR)

Request No. 21-64/0841

MTC No. EEL. BP. 45/0964

The reported expanded uncertainty is based upon a standard uncertainty multiplied by a coverage factor  $k = 2$ , providing a level of confidence of approximately 95%.

Nominal Output of Unit Under Test = 114 dB re 20 $\mu$ Pa at 1000 Hz

Acoustic Output in dB re 20 $\mu$ Pa, Corrected to Reference Conditions: 101.325 kPa, 23.0 °C and 50 %RH.

1. Sound Pressure Level

Standard Microphone Type	Measured Sound Pressure Level (dB)	Deviated value (dB)	Uncertainty (dB)	Tolerance limit IEC60942:2003 Class 2
1/2 inch Bruel&Kjaer 4180	113.65	-0.35	$\pm 0.10$	$\pm 0.75$ dB

2. Frequency

Standard Microphone Type	Measured Frequency (Hz)	Deviated value (Hz)	Uncertainty (Hz)	Tolerance limit IEC60942:2003 Class 2
1/2 inch Bruel&Kjaer 4180	1000.0	0.0	$\pm 1.5$	$\pm 2.0\%$

3. Total Distortion

Standard Microphone Type	Measured Total Distortion (%)	Uncertainty (%)	Tolerance limit IEC60942:2003 Class 2
1/2 inch Bruel&Kjaer 4180	0.48	$\pm 0.50$	$\pm 4.0\%$

Note : 1. No adjustment.

2. The calibrator pressure correction was not included.

3. The microphone volume correction was not included.

Electrical and Electronic Standards Laboratory

Industrial Metrology and Testing Service Centre

Date of Calibration : 17 Sep. 2021

Date of Issue : 20 Sep. 2021

Ref : 2011264091403811001

End of Certificate

2 / 2

The results relate only to the items tested or calibrated.

Advertising the Report/Certificate and publicity of the results except in full are prohibited unless written permission is obtained from the governor of TISTR.

FM.BL.MTC.002 Rev.3

Head Office  
35 Mu 3 Tambon Khlong Ha, Amphoe Khlong Luang,  
Changwat Pathumthani 12120, Thailand  
Tel. (66) 0 2577 9000  
Fax. (66) 0 2577 9009  
E-mail : rumpai@tistr.or.th Website:www.tistr.or.th

Office/Laboratory  
Soi 1C, Bangpoo Industrial Estate, Sukhumvit Road,  
Amphoe Muang, Changwat Samutprakan 10280, Thailand  
Tel. (66) 0 2323 1672-80 ext. 115, 116  
Fax. (66) 0 2323 9165  
E-mail : mtc@tistr.or.th

Office  
196 Phahonyothin Road, Chatuchak, Bangkok 10900,  
Thailand  
Tel. (66) 0 2579 1121-30 ext. 5219, 5225, 5217  
Fax. (66) 0 2579 8592  
E-mail : sumalee@tistr.or.th



Request No. 21-65/0389

MTC No. EEL. BP. 70/0365

## CALIBRATION CERTIFICATE

**Submitted by** : S.P.S.Consulting Service Co., Ltd.

**Address** : 7 Soi Phaholyothin 24, Phaholyothin Rd., Jompol, Chatuchak, Bangkok, 10900.

**Calibrated at** : Electrical and Electronic Standards Laboratory, Industrial Metrology and Testing Service Centre.  
Soi 1C, Bangpoo Industrial Estate, Sukhumvit Rd., Muang, Samutprakan 10280.

**Instrument Calibrated :**

Description : Noise Dosimeter

Manufacturer : Svantek

Model : SV-104IS

Serial No. : 106120

**Ambient Environment**

Temperature :  $(23 \pm 3) ^\circ\text{C}$

Relative Humidity :  $(50 \pm 15) \%$

Ambient Pressure :  $(101.325 \pm 1.5) \text{ kPa}$

**Standards used :**

Multifunction Acoustic Calibrator Brüel&Kjær 4226 S/N 2810358 with Coupler UA0915 S/N 2810358.

**Calibration Procedure :**

This instrument was calibrated by using calibration procedure no CP-102-01, which was based on IEC 61672-3 Electroacoustics - Sound Level Meters - Part 3 : Periodic tests (2006). This calibration procedure was related to the acoustical signal test of frequency weightings using a multifunction acoustic calibrator.

This instrument has been calibrated against standards maintained at the Electrical and Electronic Standards Laboratory (EEL), which are traceable to the International System of Units through the National Institute of Metrology (Thailand).

The information on actual reading is attached herewith and the uncertainty limits quoted refer to the measured values only.

The reported expanded uncertainty is based upon a standard uncertainty multiplied by a coverage factor  $k=2$ , providing a level of confidence of approximately 95%.

**Date of Receipt** : 16 Mar. 2022

**Date of Calibration** : 18 Mar. 2022

1 / 2

The results relate only to the items tested/calibrated or value assigned.

Advertising the Report/Certificate and publicity of the results except in full are prohibited unless written permission is obtained from the government of Thailand.

FM.BL.MTC.002 Rev.4

**Head Office**

35 Mu 3 Tambon Khlong Ha, Amphoe Khlong Luang,  
Changwat Pathumthani 12120, Thailand

Tel. (66) 0 2577 9000

Fax. (66) 0 2577 9009

E-mail : rumpai@tistr.or.th Website:www.tistr.or.th

**Office/Laboratory**

Soi 1C, Bangpoo Industrial Estate, Sukhumvit Road,  
Amphoe Muang, Changwat Samutprakan 10280, Thailand

Tel. (66) 0 2323 1672-80 ext. 115, 116

Fax. (66) 0 2323 9165

E-mail : mtc@tistr.or.th

**Office**

196 Phahonyothin Road, Chatuchak, Bangkok 10900,  
Thailand

Tel. (66) 0 2579 1121-30 ext. 5219, 5225, 5217

Fax. (66) 0 2579 8592

E-mail : sumalee@tistr.or.th

Request No. 21-65/0389

MTC No. EEL. BP. 70/0365

Acoustic signal test of frequency weightings

Frequency (Hz)	Deviation from response curve		Uncertainty (±dB)	Tolerance Limits Class 2 (±dB)
	A-weighting (dB)	C-weighting (dB)		
125	0.0	0.0	0.25	2.0
1 000	0.2	0.0	0.25	1.4
4 000	0.1	0.2	0.25	3.6

- Note :**
- 1) There was no adjustment.
  - 2) The calibration was performed at a sound pressure level of 114 dB.
  - 3) The measured values did not include the correction of microphone of UUT.
  - 4) The deviation was produced from the absolute difference between the measured values and the responding sound pressure levels in IEC 61672-1 (2002).

Electrical and Electronic Standards Laboratory  
Industrial Metrology and Testing Service Centre

Ref : 2011265031601187001

Date of Calibration : 18 Mar. 2022

Date of Issue : 18 Mar. 2022

2 / 2

End of Certificate

The results relate only to the items tested/calibrated or value assigned.  
Advertising the Report/Certificate and publicity of the results except in full are prohibited unless written permission is obtained from the governor of TISTR.

FM.BL.MTC.002 Rev.4

Head Office  
35 Mu 3 Tambon Khlong Ha, Amphoe Khlong Luang,  
Changwat Pathumthani 12120, Thailand  
Tel. (66) 0 2577 9000  
Fax. (66) 0 2577 9009  
E-mail : rumpai@tistr.or.th Website:www.tistr.or.th

Office/Laboratory  
Soi 1C, Bangpoo Industrial Estate, Sukhumvit Road,  
Amphoe Muang, Changwat Samutprakan 10280, Thailand  
Tel. (66) 0 2323 1672-80 ext. 115, 116  
Fax. (66) 0 2323 9165  
E-mail : mtc@tistr.or.th

Office  
196 Phahonyothin Road, Chatuchak, Bangkok 10900,  
Thailand  
Tel. (66) 0 2579 1121-30 ext. 5219, 5225, 5217  
Fax. (66) 0 2579 8592  
E-mail : sumalee@tistr.or.th





THAILAND INSTITUTE OF SCIENTIFIC AND TECHNOLOGICAL RESEARCH (TISTR)

Request No. 21-65/0389

MTC No. EEL. BP. 71/0365

## CALIBRATION CERTIFICATE

**Submitted by** : S.P.S.Consulting Service Co., Ltd.

**Address** : 7 Soi Phaholyothin 24, Phaholyothin Rd., Jompol, Chatuchak, Bangkok, 10900.

**Calibrated at** : Electrical and Electronic Standards Laboratory, Industrial Metrology and Testing Service Centre.  
Soi 1C, Bangpoo Industrial Estate, Sukhumvit Rd., Muang, Samutprakan 10280.

**Instrument Calibrated :**

Description : Noise Dosimeter

Manufacturer : Svantek

Model : SV-104IS

Serial No. : 106122

**Ambient Environment**

Temperature :  $(23 \pm 3) ^\circ\text{C}$

Relative Humidity :  $(50 \pm 15) \%$

Ambient Pressure :  $(101.325 \pm 1.5) \text{ kPa}$

**Standards used :**

Multifunction Acoustic Calibrator Brüel&Kjær 4226 S/N 2810358 with Coupler UA0915 S/N 2810358.

**Calibration Procedure :**

This instrument was calibrated by using calibration procedure no CP-102-01, which was based on IEC 61672-3 Electroacoustics - Sound Level Meters - Part 3 : Periodic tests (2006). This calibration procedure was related to the acoustical signal test of frequency weightings using a multifunction acoustic calibrator.

This instrument has been calibrated against standards maintained at the Electrical and Electronic Standards Laboratory (EEL), which are traceable to the International System of Units through the National Institute of Metrology (Thailand).

The information on actual reading is attached herewith and the uncertainty limits quoted refer to the measured values only.

The reported expanded uncertainty is based upon a standard uncertainty multiplied by a coverage factor  $k=2$ , providing a level of confidence of approximately 95%.

**Date of Receipt** : 16 Mar. 2022

**Date of Calibration** : 18 Mar. 2022

1 / 2

The results relate only to the items tested/calibrated or value assigned.

Advertising the Report/Certificate and publicity of the results except in full are prohibited unless written permission is obtained from the governor of TISTR.

FM.BL.MTC.002 Rev.4

**Head Office**

35 Mu 3 Tambon Khlong Ha, Amphoe Khlong Luang,  
Changwat Pathumthani 12120, Thailand  
Tel. (66) 0 2577 9000  
Fax. (66) 0 2577 9009  
E-mail : rumpai@tistr.or.th Website:www.tistr.or.th

**Office/Laboratory**

Soi 1C, Bangpoo Industrial Estate, Sukhumvit Road,  
Amphoe Muang, Changwat Samutprakan 10280, Thailand  
Tel. (66) 0 2323 1672-80 ext. 115, 116  
Fax. (66) 0 2323 9165  
E-mail : mtc@tistr.or.th

**Office**

196 Phahonyothin Road, Chatuchak, Bangkok 10900,  
Thailand  
Tel. (66) 0 2579 1121-30 ext. 5219, 5225, 5217  
Fax. (66) 0 2579 8592  
E-mail : sumalee@tistr.or.th

Request No. 21-65/0389

MTC No. EEL. BP. 71/0365

Acoustic signal test of frequency weightings

Frequency (Hz)	Deviation from response curve		Uncertainty (+dB)	Tolerance Limits Class 2 (+dB)
	A-weighting (dB)	C-weighting (dB)		
125	0.4	0.3	0.25	2.0
1 000	0.2	0.0	0.25	1.4
4 000	0.3	0.3	0.25	3.6

- Note :**
- 1) There was no adjustment.
  - 2) The calibration was performed at a sound pressure level of 114 dB.
  - 3) The measured values did not include the correction of microphone of UUT.
  - 4) The deviation was produced from the absolute difference between the measured values and the responding sound pressure levels in IEC 61672-1 (2002).

Electrical and Electronic Standards Laboratory  
Industrial Metrology and Testing Service Centre

Ref : 2011265031601187002

Date of Calibration : 18 Mar. 2022

Date of Issue : 18 Mar. 2022

2 / 2

End of Certificate

The results relate only to the items tested/calibrated or value assigned.

Advertising the Report/Certificate and publicity of the results except in full are prohibited unless written permission is obtained from the governor of TISTR.

FM.BL.MTC.002 Rev.4

Head Office  
35 Mu 3 Tambon Khlong Ha, Amphoe Khlong Luang,  
Changwat Pathumthani 12120, Thailand  
Tel. (66) 0 2577 9000  
Fax. (66) 0 2577 9009  
E-mail : rumpai@tistr.or.th Website:www.tistr.or.th

Office/Laboratory  
Soi 1C, Bangpoo Industrial Estate, Sukhumvit Road,  
Amphoe Muang, Changwat Samutprakan 10280, Thailand  
Tel. (66) 0 2323 1672-80 ext. 115, 116  
Fax. (66) 0 2323 9165  
E-mail : mtc@tistr.or.th

Office  
196 Phahonyothin Road, Chatuchak, Bangkok 10900,  
Thailand  
Tel. (66) 0 2579 1121-30 ext. 5219, 5225, 5217  
Fax. (66) 0 2579 8592  
E-mail : sumalee@tistr.or.th





THAILAND INSTITUTE OF SCIENTIFIC AND TECHNOLOGICAL RESEARCH (TISTR)

Request No. 21-65/0389

MTC No. EEL. BP. 72/0365

## CALIBRATION CERTIFICATE

**Submitted by** : S.P.S.Consulting Service Co., Ltd.

**Address** : 7 Soi Phaholyothin 24, Phaholyothin Rd., Jompol, Chatuchak, Bangkok, 10900.

**Calibrated at** : Electrical and Electronic Standards Laboratory, Industrial Metrology and Testing Service Centre.  
Soi 1C, Bangpoo Industrial Estate, Sukhumvit Rd., Muang, Samutprakan 10280.

**Instrument Calibrated :**

Description : Noise Dosimeter

Manufacturer : Svantek

Model : SV-104IS

Serial No. : 106123

**Ambient Environment**

Temperature :  $(23 \pm 3) ^\circ\text{C}$

Relative Humidity :  $(50 \pm 15) \%$

Ambient Pressure :  $(101.325 \pm 1.5) \text{ kPa}$

**Standards used :**

Multifunction Acoustic Calibrator Brüel&Kjær 4226 S/N 2810358 with Coupler UA0915 S/N 2810358.

**Calibration Procedure :**

This instrument was calibrated by using calibration procedure no CP-102-01, which was based on IEC 61672-3 Electroacoustics - Sound Level Meters - Part 3 : Periodic tests (2006). This calibration procedure was related to the acoustical signal test of frequency weightings using a multifunction acoustic calibrator.

This instrument has been calibrated against standards maintained at the Electrical and Electronic Standards Laboratory (EEL), which are traceable to the International System of Units through the National Institute of Metrology (Thailand).

The information on actual reading is attached herewith and the uncertainty limits quoted refer to the measured values only.

The reported expanded uncertainty is based upon a standard uncertainty multiplied by a coverage factor  $k=2$ , providing a level of confidence of approximately 95%.

**Date of Receipt** : 16 Mar. 2022

**Date of Calibration** : 18 Mar. 2022

1 / 2

The results relate only to the items tested/calibrated or value assigned.

Advertising the Report/Certificate and publicity of the results except in full are prohibited unless written permission is obtained from the governor of TISTR.

FM.BLMTC.002 Rev.4

**Head Office**

35 Mu 3 Tambon Khlong Ha, Amphoe Khlong Luang,  
Changwat Pathumthani 12120, Thailand  
Tel. (66) 0 2577 9000  
Fax. (66) 0 2577 9009  
E-mail : rumpai@tistr.or.th Website:www.tistr.or.th

**Office/Laboratory**

Soi 1C, Bangpoo Industrial Estate, Sukhumvit Road,  
Amphoe Muang, Changwat Samutprakan 10280, Thailand  
Tel. (66) 0 2323 1672-80 ext. 115, 116  
Fax. (66) 0 2323 9165  
E-mail : mtc@tistr.or.th

**Office**

196 Phahonyothin Road, Chatuchak, Bangkok 10900,  
Thailand  
Tel. (66) 0 2579 1121-30 ext. 5219, 5225, 5217  
Fax. (66) 0 2579 8592  
E-mail : sumalee@tistr.or.th

Request No. 21-65/0389

MTC No. EEL. BP. 72/0365

Acoustic signal test of frequency weightings

Frequency (Hz)	Deviation from response curve		Uncertainty (+dB)	Tolerance Limits Class 2 (+dB)
	A-weighting (dB)	C-weighting (dB)		
125	0.3	-0.1	0.25	2.0
1 000	0.1	0.0	0.25	1.4
4 000	0.0	0.0	0.25	3.6

- Note :**
- 1) There was no adjustment.
  - 2) The calibration was performed at a sound pressure level of 114 dB.
  - 3) The measured values did not include the correction of microphone of UUT.
  - 4) The deviation was produced from the absolute difference between the measured values and the responding sound pressure levels in IEC 61672-1 (2002).

Electrical and Electronic Standards Laboratory  
Industrial Metrology and Testing Service Centre

Ref : 2011265031601187003

Date of Calibration : 18 Mar. 2022

Date of Issue : 18 Mar. 2022

2 / 2

End of Certificate

The results relate only to the items tested/calibrated or value assigned.

Advertising the Report/Certificate and publicity of the results except in full are prohibited unless written permission is obtained from the governor of TISTR.

FM.BL.MTC.002 Rev.4

Head Office  
35 Mu 3 Tambon Khlong Ha, Amphoe Khlong Luang,  
Changwat Pathumthani 12120, Thailand  
Tel. (66) 0 2577 9000  
Fax. (66) 0 2577 9009  
E-mail : rumpai@tistr.or.th Website:www.tistr.or.th

Office/Laboratory  
Soi 1C, Bangpoo Industrial Estate, Sukhumvit Road,  
Amphoe Muang, Changwat Samutprakan 10280, Thailand  
Tel. (66) 0 2323 1672-80 ext. 115, 116  
Fax. (66) 0 2323 9165  
E-mail : mtc@tistr.or.th

Office  
196 Phahonyothin Road, Chatuchak, Bangkok 10900,  
Thailand  
Tel. (66) 0 2579 1121-30 ext. 5219, 5225, 5217  
Fax. (66) 0 2579 8592  
E-mail : sumalee@tistr.or.th





THAILAND INSTITUTE OF SCIENTIFIC AND TECHNOLOGICAL RESEARCH (TISTR)

**Request No.** 21-65/0389

**MTC No.** EEL. BP. 73/0365

## CALIBRATION CERTIFICATE

**Submitted by** : S.P.S.Consulting Service Co., Ltd.

**Address** : 7 Soi Phaholyothin 24, Phaholyothin Rd., Jompol, Chatuchak, Bangkok, 10900.

**Calibrated at** : Electrical and Electronic Standards Laboratory, Industrial Metrology and Testing Service Centre.  
Soi 1C, Bangpoo Industrial Estate, Sukhumvit Rd., Muang, Samutprakan 10280.

**Instrument Calibrated :**

Description : Noise Dosimeter

Manufacturer : Svantek

Model : SV-104IS

Serial No. : 106124

**Standards used :**

Multifunction Acoustic Calibrator Brüel&Kjær 4226 S/N 2810358 with Coupler UA0915 S/N 2810358.

**Calibration Procedure :**

This instrument was calibrated by using calibration procedure no CP-102-01, which was based on IEC 61672-3 Electroacoustics - Sound Level Meters - Part 3 : Periodic tests (2006). This calibration procedure was related to the acoustical signal test of frequency weightings using a multifunction acoustic calibrator.

This instrument has been calibrated against standards maintained at the Electrical and Electronic Standards Laboratory (EEL), which are traceable to the International System of Units through the National Institute of Metrology (Thailand).

The information on actual reading is attached herewith and the uncertainty limits quoted refer to the measured values only.

The reported expanded uncertainty is based upon a standard uncertainty multiplied by a coverage factor  $k=2$ , providing a level of confidence of approximately 95%.

**Date of Receipt** : 16 Mar. 2022

**Date of Calibration** : 18 Mar. 2022

1 / 2

The results relate only to the items tested/calibrated or value assigned.

Advertising the Report/Certificate and publicity of the results except in full are prohibited unless written permission is obtained from the governor of TISTR.

FM.BL.MTC.002 Rev.4

**Head Office**  
35 Mu 3 Tambon Khlong Ha, Amphoe Khlong Luang,  
Changwat Pathumthani 12120, Thailand  
Tel. (66) 0 2577 9000  
Fax. (66) 0 2577 9009  
E-mail : rumpai@tistr.or.th Website:www.tistr.or.th

**Office/Laboratory**  
Soi 1C, Bangpoo Industrial Estate, Sukhumvit Road,  
Amphoe Muang, Changwat Samutprakan 10280, Thailand  
Tel. (66) 0 2323 1672-80 ext. 115, 116  
Fax. (66) 0 2323 9165  
E-mail : mtc@tistr.or.th

**Office**  
196 Phahonyothin Road, Chatuchak, Bangkok 10900,  
Thailand  
Tel. (66) 0 2579 1121-30 ext. 5219, 5225, 5217  
Fax. (66) 0 2579 8592  
E-mail : sumalee@tistr.or.th

Request No. 21-65/0389

MTC No. EEL. BP. 73/0365

**Acoustic signal test of frequency weightings**

Frequency (Hz)	Deviation from response curve		Uncertainty (±dB)	Tolerance Limits Class 2 (±dB)
	A-weighting (dB)	C-weighting (dB)		
125	0.0	-0.2	0.25	2.0
1 000	0.1	0.0	0.25	1.4
4 000	-0.3	-0.3	0.25	3.6

- Note :**
- 1) There was no adjustment.
  - 2) The calibration was performed at a sound pressure level of 114 dB.
  - 3) The measured values did not include the correction of microphone of UUT.
  - 4) The deviation was produced from the absolute difference between the measured values and the responding sound pressure levels in IEC 61672-1 (2002).

**Electrical and Electronic Standards Laboratory  
Industrial Metrology and Testing Service Centre**

Ref : 2011265031601187004

**Date of Calibration** : 18 Mar. 2022

**Date of Issue** : 18 Mar. 2022

2 / 2

**End of Certificate**

The results relate only to the items tested/calibrated or value assigned.

Advertising the Report/Certificate and publicity of the results except in full are prohibited unless written permission is obtained from the governor of TISTR.

FM.BL.MTC.002 Rev.4

**Head Office**  
35 Mu 3 Tambon Khlong Ha, Amphoe Khlong Luang,  
Changwat Pathumthani 12120, Thailand  
Tel. (66) 0 2577 9000  
Fax. (66) 0 2577 9009  
E-mail : rumpai@tistr.or.th Website:www.tistr.or.th

**Office/Laboratory**  
Soi 1C, Bangpoo Industrial Estate, Sukhumvit Road,  
Amphoe Muang, Changwat Samutprakan 10280, Thailand  
Tel. (66) 0 2323 1672-80 ext. 115, 116  
Fax. (66) 0 2323 9165  
E-mail : mtc@tistr.or.th

**Office**  
196 Phahonyothin Road, Chatuchak, Bangkok 10900,  
Thailand  
Tel. (66) 0 2579 1121-30 ext. 5219, 5225, 5217  
Fax. (66) 0 2579 8592  
E-mail : sumalee@tistr.or.th



Request No. 21-65/0389

MTC No. EEL. BP. 74/0365

## CALIBRATION CERTIFICATE

**Submitted by** : S.P.S.Consulting Service Co., Ltd.

**Address** : 7 Soi Phaholyothin 24, Phaholyothin Rd., Jompol, Chatuchak, Bangkok, 10900.

**Calibrated at** : Electrical and Electronic Standards Laboratory, Industrial Metrology and Testing Service Centre.  
Soi 1C, Bangpoo Industrial Estate, Sukhumvit Rd., Muang, Samutprakan 10280.

**Instrument Calibrated :**

Description : Noise Dosimeter

Manufacturer : Svantek

Model : SV-104IS

Serial No. : 106131

**Ambient Environment**

Temperature :  $(23 \pm 3) ^\circ\text{C}$

Relative Humidity :  $(50 \pm 15) \%$

Ambient Pressure :  $(101.325 \pm 1.5) \text{ kPa}$

**Standards used :**

Multifunction Acoustic Calibrator Brüel&Kjær 4226 S/N 2810358 with Coupler UA0915 S/N 2810358.

**Calibration Procedure :**

This instrument was calibrated by using calibration procedure no CP-102-01, which was based on IEC 61672-3 Electroacoustics - Sound Level Meters - Part 3 : Periodic tests (2006). This calibration procedure was related to the acoustical signal test of frequency weightings using a multifunction acoustic calibrator.

This instrument has been calibrated against standards maintained at the Electrical and Electronic Standards Laboratory (EEL), which are traceable to the International System of Units through the National Institute of Metrology (Thailand).

The information on actual reading is attached herewith and the uncertainty limits quoted refer to the measured values only.

The reported expanded uncertainty is based upon a standard uncertainty multiplied by a coverage factor  $k=2$ , providing a level of confidence of approximately 95%.

**Date of Receipt** : 16 Mar. 2022

**Date of Calibration** : 18 Mar. 2022

1 / 2

The results relate only to the items tested/calibrated or value assigned.

Advertising the Report/Certificate and publicity of the results except in full are prohibited unless written permission is obtained from the governor of TISTR.

FM.BL.MTC.002 Rev.4

**Head Office**

35 Mu 3 Tambon Khlong Ha, Amphoe Khlong Luang,  
Changwat Pathumthani 12120, Thailand

Tel. (66) 0 2577 9000

Fax. (66) 0 2577 9009

E-mail : rumpai@tistr.or.th Website:www.tistr.or.th

**Office/Laboratory**

Soi 1C, Bangpoo Industrial Estate, Sukhumvit Road,  
Amphoe Muang, Changwat Samutprakan 10280, Thailand

Tel. (66) 0 2323 1672-80 ext. 115, 116

Fax. (66) 0 2323 9165

E-mail : mtc@tistr.or.th

**Office**

196 Phahonyothin Road, Chatuchak, Bangkok 10900,  
Thailand

Tel. (66) 0 2579 1121-30 ext. 5219, 5225, 5217

Fax. (66) 0 2579 8592

E-mail : sumalee@tistr.or.th

Request No. 21-65/0389

MTC No. EEL. BP. 74/0365

**Acoustic signal test of frequency weightings**

Frequency (Hz)	Deviation from response curve		Uncertainty (+dB)	Tolerance Limits Class 2 (+dB)
	A-weighting (dB)	C-weighting (dB)		
125	0.3	0.3	0.25	2.0
1 000	0.2	0.0	0.25	1.4
4 000	-0.1	0.0	0.25	3.6

- Note :**
- 1) There was no adjustment.
  - 2) The calibration was performed at a sound pressure level of 114 dB.
  - 3) The measured values did not include the correction of microphone of UUT.
  - 4) The deviation was produced from the absolute difference between the measured values and the responding sound pressure levels in IEC 61672-1 (2002).

**Electrical and Electronic Standards Laboratory  
Industrial Metrology and Testing Service Centre**

**Ref : 2011265031601187005**

**Date of Calibration : 18 Mar. 2022**

**Date of Issue : 18 Mar. 2022**

2 / 2

**End of Certificate**

The results relate only to the items tested/calibrated or value assigned.  
Advertising the Report/Certificate and publicity of the results except in full are prohibited unless written permission is obtained from the governor of TISTR.

FM.BL.MTC.002 Rev.4

**Head Office**

35 Mu 3 Tambon Khlong Ha, Amphoe Khlong Luang,  
Changwat Pathumthani 12120, Thailand  
Tel. (66) 0 2577 9000  
Fax. (66) 0 2577 9009  
E-mail : rumpai@tistr.or.th Website:www.tistr.or.th

**Office/Laboratory**

Soi 1C, Bangpoo Industrial Estate, Sukhumvit Road,  
Amphoe Muang, Changwat Samutprakan 10280, Thailand  
Tel. (66) 0 2323 1672-80 ext. 115, 116  
Fax. (66) 0 2323 9165  
E-mail : mtc@tistr.or.th

**Office**

196 Phahonyothin Road, Chatuchak, Bangkok 10900,  
Thailand  
Tel. (66) 0 2579 1121-30 ext. 5219, 5225, 5217  
Fax. (66) 0 2579 8592  
E-mail : sumalee@tistr.or.th



บริษัท เอส.พี.เอส. คอนซัลติ้ง เซอร์วิส จำกัด  
S.P.S. CONSULTING SERVICE CO., LTD.  
7 ซอยพหลโยธิน 24 ถนนพหลโยธิน แขวงจอมพล เขตจตุจักร กรุงเทพฯ 10900  
7 Soi Phaholyothin 24, Phaholyothin Rd., Jompol, Chatuchak, Bangkok 10900  
Tel : (662) 939-4370-72, Fax : (662) 513-4221, E-mail : sale@spscon.com., www.spscon.com

Noise Dose R\_128/22

## Noise Dose Meter Calibration Report

### Acoustic Calibrator Data

Brand	SVANTEK	Number	SV 05/62
Model	SV34	Serial No.	33146
Calibration Range	114 dB, 1000 Hz	Last Calibration	17 September 2021
		Due Date	17 September 2022

### Calibration Data

Sound Level Meter Data				Calibration Data		
SLM No.	Brand	Model	Serial No.	Date	Actual Reading [dB]	
					Before Adjustment	After Adjustment
NMD-B16	SVANTEK	SV-104IS	106120	14 March 2022	113.6	113.6
NMD-B17	SVANTEK	SV-104IS	106122	14 March 2022	113.5	113.6
NMD-B18	SVANTEK	SV-104IS	106123	14 March 2022	113.6	113.6
NMD-B19	SVANTEK	SV-104IS	106124	14 March 2022	113.5	113.6
NMD-B20	SVANTEK	SV-104IS	106131	14 March 2022	113.6	113.6
Acoustic Certified Value : Thailand Institute of Scientific And Technological Research (TISTR)					113.65 ± 0.75 dB	

คุณภาพน้ำทิ้ง





TECHNOLOGY PROMOTION ASSOCIATION (THAILAND-JAPAN)  
CORPORATE SERVICES 3: EQUIPMENT CALIBRATION AND TESTING SERVICES  
534/4 PATTANAKARN ROAD SOI 18, SUANLUANG, SUANLUANG BANGKOK 10250  
TEL. 0-2717-3000-27 FAX. 0-2719-9484



Cert.No.: 21CH1216

Page.: 1 of 2

## Certificate of Calibration

Equipment :	pH Meter
Manufacturer :	HANNA
Model :	HI 3512
Serial No. :	08685754
ID No. :	-
Condition As-Received:	Used Item
Received Date :	14 September 2021
Calibration Date :	16 September 2021
Reference :	2109-0508WN-1
Submitted by :	S.P.S. Consulting Service Co.,Ltd. 7 Phaholyothin 24, Phaholyothin Road, Jompol, Chatuchak, Bangkok10900
Ambient Temperature :	(25 ± 2.5) °C
Relative Humidity :	(50 ± 15) %
Calibration Procedure :	In - house method : - CP-CH5 by direct measurement with standard voltage calibrator and direct measurement with certified reference material (CRM)

Calibrated by :

Approved by :

- (✓) Malee Butkruea  
( ) Saithip Meangmai  
( ) Warakorn Lernagtrakul

Issue Date :

22 September 2021

The Uncertainties are for a confidence probability of approximately 95%

This certificate may not be reproduced other than in full, except with the prior written  
Approval of the head of Corporate Services 3 : Equipment Calibration and Testing Services.

A 0032410



Cert. No.: 21CH1216

Page.: 2 of 2

**Condition of this calibration result**

1. Reference Standard Instrument : -

<u>Instrument</u>	<u>Serial No.</u>	<u>ID No.</u>	<u>Cert. No.</u>	<u>Due Date</u>
1) Document Process Calibrator	46530031	130RC098	20E3666	14 Oct 2021

This certification is traceable to the International System of Unit maintained at:-

- Traceable to National Institute of Metrology (Thailand), NIMT

2. Certified Reference Materials : The measurement results are traceable to SI through CPA chem Ltd.,  
ANSI-ASQ National Accreditation Board, Accredited No. AR-1835

<u>Buffer Solution</u>	<u>Manufacturer</u>	<u>Lot No.</u>	<u>Exp. date</u>
pH 4.008	CPA chem	754028	28 June 2023
pH 6.985	CPA chem	725927	12 Jan 2022
pH 10.015	CPA chem	761018	02 Aug 2022

3. This certificate is valid only to the item calibrated on date and place of calibration.

**Calibration Results****Function : mV Measurement**

Performing standard curve by Fluke at pH (4,7,10)

Unit Under Calibration	Nominal Value	Standard Voltage Input	Actual Reading		Uncertainty of Measurement ( $\pm$ mV)	Coverage factor <i>k</i>
	pH	mV	mV	pH		
pH Meter S/N.: 08685754	4.000	177.48	177.9	4.000	0.058	2.00
	7.000	0.00	0.4	7.000	0.058	2.00
	10.000	-177.48	-177.2	10.000	0.058	2.00

**Function : pH Measurement**

Performing three buffers standard curve by using buffer nominal pH (4,7,10)

Unit Under Calibration	Standard pH Buffer Solution	Actual pH Reading	Actual mV Reading (mV)	Uncertainty of pH measurement ( $\pm$ )	Coverage factor <i>k</i>
pH Electrode S/N.: 061416CM	4.008	4.008	169.2	0.0046	2.00
	6.985	6.985	-4.4	0.0075	2.00
	10.015	10.013	-178.9	0.013	2.05

The reported uncertainty of measurement was based on a standard uncertainty multiplied by a coverage factor *k*, providing a level of confidence of approximately 95 %.

-o0o-





CERTIFICATE No : 22M2569

REFERENCE No : 64386-3

PAGE : 1 OF 2

## Certificate of Calibration

EQUIPMENT : DIGITAL BALANCE

MANUFACTURER : SARTORIUS

MODEL : BSA224S-CW

SERIAL No : 36591843

ID No : BA 09/61

CONDITION AS RECEIVED : USED ITEM

SUBMITTED BY : S.P.S. CONSULTING SERVICE CO., LTD.  
7 SOI PHAHOLYOTHIN 24, PHAHOLYOTHIN RD.,  
JOMPOL, CHATUCHAK, BANGKOK 10900

CALIBRATED BY :

CALIBRATION DATE :

APPROVED BY :

ISSUED DATE : 17-Mar-22

RECEIVED DATE : 11-Mar-22





CERTIFICATE No : 22M2569

PAGE : 2 OF 2

## Calibration Report

EQUIPMENT	:	DIGITAL BALANCE	MODEL	:	BSA224S-CW
MANUFACTURER	:	SARTORIUS	S/N	:	36591843
ID No	:	BA 09/61	RECEIVED DATE	:	11-Mar-22
AIR PRESSURE	:	1008mbar $\pm$ 1mbar	CALIBRATION DATE	:	11-Mar-22
AMBIENT TEMPERATURE	:	22° C $\pm$ 1° C	RELATIVE HUMIDITY	:	51 %RH $\pm$ 10 % RH

**CONDITION OF THIS RESULTS OF CALIBRATION**

1. THIS INSTRUMENT WAS CALIBRATED BY ACCORDING TO UKAS LAB 14 EDITION 6:2019 BY USING KNOWN WEIGHT STANDARD WEIGHT. THE BALANCE WAS ADJUSTED USING WEIGHT OF QUALITY CALIBRATION TO ADJUST. THE BALANCE HAS NO ZERO TRACKING FUNCTION. REPEATABILITY WAS MEASURED BY USING 10 REPEATED MEASUREMENTS. LINEARITY WAS MEASURED COVERING 10 POINTS, EVENLY SPREAD OVER THE RANGE. THE INSTRUMENT WAS SET ZERO BEFORE PERFORMING THE LINEARITY TEST. OFF-CENTER LOADING WAS MEASURED BY USING STANDARD WEIGHTS PLACED ON THE PAN AND MOVED TO VARIOUS POSITIONS ON THE PAN.

**2. REFERENCE STANDARD INSTRUMENTS :-**

<u>INSTRUMENT</u>	<u>MODEL</u>	<u>SERIAL No</u>	<u>CERTIFICATE No</u>	<u>DUE DATE</u>
1) STANDARD WEIGHT SET	E2	QK-I-151	C02210415	09-Feb-23

3. THIS RESULT WAS FOUND ACCURATE AS SHOWN ON DATE AND PLACE OF CALIBRATION ONLY.

4. THIS RESULT EXCLUDE LONG TERM STABILITY OF THE UNIT UNDER CALIBRATION.

5. THIS CERTIFICATE IS TRACEABLE TO THE INTERNATIONAL SYSTEM OF UNIT MAINTAINED AT:-

- NATIONAL INSTITUTE OF METROLOGY (THAILAND) THROUGH CENTRAL BUREAU OF WEIGHTS&MEASURES

**RESULT OF CALIBRATION :- WITHOUT ADJUSTMENT**

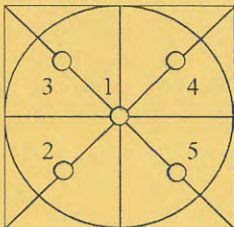
1. ZERO SETTING FUNCTION : NORMAL

2. TARE FUNCTION : NORMAL

3. REPEATABILITY OF READING AT 200 g WAS 0.000048 g

4. DEPARTURE FROM NOMINAL VALUE/ LINEARITY

NOMINAL VALUE (g)	BALANCE READING (g)	CORRECTION (g)	UNCERTAINTY ( $\pm$ g)
0.00	0.0000	0.0000	0.000078
0.10	0.1000	0.0000	0.000078
0.20	0.2000	0.0000	0.000078
0.50	0.5000	0.0000	0.000079
1.00	1.0000	0.0000	0.000079
2.00	2.0000	0.0000	0.000080
5.00	5.0000	0.0000	0.000081
10.00	10.0000	0.0000	0.000084
20.00	20.0000	0.0000	0.000089
50.00	50.0000	0.0000	0.00011
100.00	100.0000	0.0000	0.00019
200.00	199.9999	0.0001	0.00032

**5. OFF CENTER LOADING ERROR**

POINT	READING (g)
1	99.9999
2	99.9999
3	100.0000
4	99.9999
5	99.9998
OFF-CENTER LOADING	0.0001

NOTE: THIS CALIBRATION WAS CARRIED OUT AT THE CUSTOMER'S PLACE AT PRODUCTION AREA

THE REPORTED UNCERTAINTY OF MEASUREMENT WAS BASED ON A STANDARD UNCERTAINTY MULTIPLIED BY A COVERAGE FACTOR  $k=2$ , PROVIDING A LEVEL OF CONFIDENCE APPROXIMATELY 95%.

END OF CALIBRATION REPORT





**TECHNOLOGY PROMOTION ASSOCIATION (THAILAND-JAPAN)**  
**CORPORATE SERVICES 3 : EQUIPMENT CALIBRATION AND TESTING SERVICES**



534/4 PATTANAKARN ROAD SOI 18, SUANLUANG, SUANLUANG BANGKOK 10250

TEL. 0-2717-3000 FAX. 0-2719-9484

**Cert.No.:** 22TW98

**Page.:** 1 of 2

## Certificate of Testing

<b>Equipment :</b>	DO Meter
<b>Manufacturer :</b>	YSI
<b>Model :</b>	5000-230V
<b>Serial No. :</b>	15B100751
<b>ID No. :</b>	-
<b>Received Date :</b>	20 April 2022
<b>Test Date :</b>	21 April 2022
<b>Reference :</b>	2204-0429WC-1
<b>Submitted by :</b>	S.P.S. Consulting Service Co.,Ltd. 7 Phaholyothin 24, Phaholyothin Road., Jompol, Chatuchak, Bangkok 10900
<b>Laboratory Condition :</b>	Temperature ( $25 \pm 5$ ) °C Humidity ( $50 \pm 20$ ) %
<b>Test Procedure :</b>	In - house method : CP-CH9 by Comparison Technique with Azide Modification Method
<b>Tested by :</b>	
<b>Approved by :</b>	
<input checked="" type="checkbox"/> Malee Butkruea <input type="checkbox"/> Saithip Meangmai <input type="checkbox"/> Warakorn Lerngagtrakul	
<b>Issue Date :</b>	25 April 2022



Cert.No.: 22TW98

Page.: 2 of 2

**Condition of this result of calibration**

1. Reference Standard Instruments :

This certification is traceable to the International System of Unit through the reference standards laboratory of Industrial Calibration Center, Technology Promotion Association (Thailand-Japan).

<u>Instruments</u>	<u>Serial No.</u>	<u>ID No.</u>	<u>Certificate No.</u>	<u>Due Date</u>
1) Burette	-	130BU10	21CG1389	25 Mar 2023
2) Balance	1126143764	140RC004	21MM430	21 Sep 2022

2. Standard Material :-

<u>Material</u>	<u>Manufacturer</u>	<u>Lot.No.</u>	<u>Assay</u>
Sodium Thiosulfate pentahydrate	Merck	AM1763316	100.2%

**Result :** Dissolved Oxygen Meter Adjustment With Air 100 %

Dissolved Oxygen Probe No.: 14J100195

<b>Titration Method (Azide Modification Method)</b> (mg/L)	<b>DO Meter Reading</b> (mg/L)	<b>Standard Deviation</b> (mg/L)
8.12	8.14	0.0084

This report was certified only for the instrument we tested. It is allowable to use for study the system efficiency, The environmental impact control and present to organization it may concerned. Intend to use for advertising and referral purpose is prohibited. This report may not be reproduced other in full, without written approval of the laboratory

-o0o-

a 1105753





# QUALITY CALIBRATION CO.,LTD.

235 Petchkasem 63/2 Road, Laksong, Bangkae, Bangkok 10160

Tel (662) 421-5402, (662) 444-0152-3, Fax (662) 809-4584

[www.qcalibration.com](http://www.qcalibration.com)

CERTIFICATE No : 22T0570

REFERENCE No : 63773-2

PAGE : 1 OF 2

## Certificate of Calibration

**EQUIPMENT** : COD REACTOR

**MANUFACTURER** : HACH

**MODEL** : DRB 200

**SERIAL No** : 15110C0498

**ID No** : DRB 06/59

**SUBMITTED BY** : S.P.S. CONSULTING SERVICE CO., LTD.  
7 SOI PHAHOLYOTHIN 24, PHAHOLYOTHIN RD.,  
JOMPOL, CHATUCHAK, BANGKOK 10900

**CALIBRATED BY** :

**CALIBRATION DATE** :

**APPROVED BY** :

**ISSUED DATE** :

21-Jan-22

**RECEIVED DATE** :

19-Jan-22





# QUALITY CALIBRATION CO.,LTD.

235 Petchkasem 63/2 Road, Laksong, Bangkae, Bangkok 10160

Tel (662) 421-5402, (662) 444-0152-3, Fax (662) 809-4584

CERTIFICATE No : 22T0570

PAGE : 2 OF 2

## Calibration Report

EQUIPMENT : COD REACTOR  
MANUFACTURER : HACH  
ID NUMBER : DRB 06/59  
RECEIVED DATE : 19-Jan-22  
AMBIENT TEMPERATURE : 23° C ± 1° C

MODEL : DRB 200  
SERIAL NUMBER : 15110C0498  
CALIBRATION DATE : 21-Jan-22  
RELATIVE HUMIDITY : 52 %RH ± 10 % RH

### CONDITION OF THIS RESULTS OF CALIBRATION


1. THIS INSTRUMENT WAS CALIBRATED BY DIRECT MEASUREMENT TEMPERATURE RECORDER WITH THERMOCOUPLE TYPE K UNDER NO LOAD CONDITION. THE THERMOCOUPLES WERE PLACED ON 15 POINTS AND LOCATED ONE THERMOCOUPLE IN EACH OF THE FOUR CORNERS OF THE REACTOR AND PLACED THE EIGHTH THERMOCOUPLE AT THE CENTER OF THE REACTOR.

2. REFERENCE STANDARD INSTRUMENTS :-

INSTRUMENT	MODEL	SERIAL No	CERTIFICATE No	DUE DATE
1) DATA LOGGER WITH TC TYPE K	HYDRA 2635A	8009008	21T6767	10-Jul-22

3. THIS RESULT WAS FOUND ACCURATE AS SHOWN ON DATE AND PLACE OF CALIBRATION ONLY.  
4. THIS RESULT EXCLUDE LONG TERM STABILITY OF THE UNIT UNDER CALIBRATION.  
5. THIS CERTIFICATE IS TRACEABLE TO THE INTERNATIONAL SYSTEM OF UNIT MAINTAINED AT:-  
- NATIONAL INSTITUTE OF METROLOGY (THAILAND) THROUGH QUALITY CALIBRATION CO.,LTD.

### RESULT OF CALIBRATION :- WITHOUT ADJUSTMENT



### TEMPERATURE MEASUREMENT ACCURACY TEST

Block No.	1	2
Controller temperature (°C)	145	145
Indicating Temperature	145	145
Measured Temperature (°C) at Spread Locations	1	150.5
	2	150.6
	3	149.7
	4	150.2
	5	149.9
	6	150.1
	7	150.1
	8	149.7
	9	150.6
	10	149.6
	11	149.9
	12	149.6
	13	149.7
	14	149.8
	15	149.6
Uncertainty of Measurement(± °C)	0.86	0.86

NOTE 1 : THE UNCERTAINTY OF MEASUREMENT EXCLUDED TEMPERATURE UNIFORMITY OF THE CHAMBER.

NOTE 2 : THIS CALIBRATION WAS CARRIED OUT AT THE CUSTOMER'S PLACE AT LABORATORY AREA.

THE REPORTED UNCERTAINTY OF MEASUREMENT WAS BASED ON A STANDARD UNCERTAINTY MULTIPLYING COVERAGE FACTOR k =2, PROVIDING A LEVEL OF CONFIDENCE APPROXIMATELY 95%.

END OF CALIBRATION REPORT





## MAINTENANCE AND TEST CERTIFICATE MODEL

### OPTIMA 5300DV

<b>Customer :</b> <u>S.P.S.Consulting Service Co.,Ltd</u>	Date Tested: <u>January 12, 2022</u>	
	Recommendation Recertification	
<b>Address :</b> <u>7 Soi Phaholyothin 24</u>	Period <u>6</u> Months	
<u>Paholyothin Road</u>	Recertification Due: <u>July 12, 2022</u>	
<u>Jompol Chatuchak, Bangkok 1090</u>	Date Last Certified: <u>July 14, 2021</u>	
<b>User Name:</b> <u>K.Phenpha Viphashtawat</u>	Visit Number: <u>2 of 2</u>	
<b>Phone:</b> <u>083-9269252</u>	PerkinElmer Phone: <u>02-719-6420 ext 206</u>	
<b>Fax:</b> <u>02-513-4221</u>	PerkinElmer Fax: <u>02-318-5597</u>	

CONFIGURATION TESTED		ACCESSORIES/COMPONENT NOT INCLUDED
<b>MODEL</b>	<b>SERIAL NUMBER</b>	
<u>OPTIMA 5300DV</u>	<u>077C7042401</u>	
<b>TESTED EQUIPMENT</b>	<b>CALIBRATION NUMBER</b>	<b>EXPIRATION</b>
<u>IPV Methods</u>		
<b>TEST STANDARD USED</b>	<b>PART NUMBER</b>	<b>EXPIRATION DATE</b>
<u>Multielement Standard</u>	<u>N069-1579</u>	<u>August 30, 2022</u>
<u>Wavecal Solution</u>	<u>N058-2152</u>	<u>January 30, 2022</u>
<u>VIS Wavecal solution</u>	<u>N930-2946</u>	<u>June 30, 2022</u>
<u>Instrument Cal. STD4</u>	<u>N930-0221</u>	<u>August 30, 2022</u>
<b>CUSTOMER SUPPLIED</b>	<b>COMMENTS</b>	<b>CUSTOMER INITIALS</b>
<u>2 % HNO3</u>		
<u>10 % HNO3</u>		



## MAINTENANCE AND TEST CERTIFICATE MODEL

### OPTIMA 5300DV

**SERIAL NUMBER**    077C8011701
**DATE TESTED**    January 12, 2022
**1. MECHANICAL CHECKS**

A. Inspect and clean all fans and filters.

☐ OK

B. Inspect and replace as necessary, all torch components including the RF coil.

☐ OK

C. Inspect all tubing for sign of clacking or leaking.

☐ OK

D. Adjust water and gas pressure regulator settings.

☐ OK

E. Inspect and leak check pneumatics drawers.

☐ OK

F. Clean the exterior of the instrument.

☐ OK

**2. OPTICAL CHECKS**

A. Inspect and clean all optical components.

☐ OK

B. As required, check and replace all purgefilters.

☐ OK

C. Recheck optical alignment.

☐ OK

**3. COOLING SYSTEM CHECKS**

A. Perform preventive maintenance on chiller.

☐ OK

B. Flush out the chiller every year.

☐ N/A

**4. PERFORMANCE CHECKS**

A. Torch View Alignment.

☐ OK

B. Wavelength Calibration.

☐ OK



## MAINTENANCE AND TEST CERTIFICATE MODEL

### OPTIMA 5300DV

SERIAL NUMBER : 077C8011701

DATE TESTED : January 12, 2022

PARAMETER	SPECIFICATION			FINAL VALUE	
Spectral Resolution : UV	As	193.696 nm	≤ 0.007	0.00554	
	Ni	231.604 nm	≤ 0.008	0.00725	
	Ni	341.476 nm	≤ 0.012	0.00752	
Spectral Resolution : VIS	La	408.672 nm	≤ 0.020	0.01616	
	Ba	455.403 nm	≤ 0.025	0.02416	
Precision					
	As	193.656 nm	% RSD < 1.0	0.34	%
	Zn	213.856 nm	% RSD < 1.0	0.27	%
	Mn	257.610 nm	% RSD < 1.0	0.41	%
	La	379.478 nm	% RSD < 1.0	0.57	%
	Ba	455.403 nm	% RSD < 1.0	0.33	%
	Ba	493.408 nm	% RSD < 1.0	0.26	%
Detection Limits : Axial	Tl	190.080 nm	3(sd)	5.51	ppb
	As	193.696 nm	3(sd)	8.59	ppb
	Pb	220.353 nm	3(sd)	0.50	ppb
Detection Limits : Radial	As	193.696 nm	3(sd)	21.00	ppb
	Zn	213.856 nm	3(sd)	0.32	ppb
	Mn	257.610 nm	3(sd)	0.18	ppb
	La	379.478 nm	3(sd)	0.44	ppb
	Ba	455.403 nm	3(sd)	0.17	ppb
	Ba	493.408 nm	3(sd)	0.12	ppb
BEC : Axial (IB X 500)/(IS-IB)	Cd	226.502 nm	≤ 150 ppb	12.46	
BEC : Radial (IB X 1000)/(IS-IB)	Mn	257.610 nm	≤ 45 ppb	30.82	



## MAINTENANCE AND TEST CERTIFICATE MODEL

### OPTIMA 5300DV

**SERIAL NUMBER** 077C8011701**DATE TESTED** January 12, 2022**Remarks :**

Commissioning follow as commissioning performance sheets.

This is to certify that the above tests have been performed and the configuration tested



meets



does not meet

the PerkinElmer Specifications listed on this certificate.

This certificate does not modify PerkinElmer's standard terms and condition of sale,  
including warranty terms.

**Service Department PerkinElmer Ltd.**

**Authorized Representative:**

Service Engineer



ระดับความร้อนในสถานประกอบการ

## CERTIFICATE OF CALIBRATION

### FOR

NOMENCLATURE : DIGITAL THERMOHYGRO METER  
(THERMAL ENVIRONMENT MONITOR)

MANUFACTURER : 3M

MODEL / TYPE : QUESTemp° 32

SERIAL NO. : TPE080058

CLID. NO. : 231802518

JOB CONTROL NO. : 210109001834

CUSTOMER : S.P.S. CONSULTING SERVICE CO., LTD.  
7 SOI PHAHOLYOTHIN 24 ROAD., JOMPOL,  
CHATUCHAK, BANGKOK 10900

DATE OF RECEIVED : 09 January 2021

DATE OF ISSUED : 13 January 2021

Report of calibration screening must not be taken in part. Except complete. Without the approval of the Calibration Laboratory Co., Ltd.

Calibrated By :

Approved By :

This Calibration Certificate documents the traceability to national standards, which realize the units of measurement according to the International System of Units (SI)

Certificate No. Q21001834

F3-011-04/01-12

page 1 of 3



@clccalibration

## REPORT OF CALIBRATION

### FOR

NOMENCLATURE	:	DIGITAL THERMOHYGRO METER (THERMAL ENVIRONMENT MONITOR)
MANUFACTURER	:	3M
MODEL / TYPE	:	QUESTemp° 32
SERIAL NO.	:	TPE080058
DATE OF CALIBRATION	:	12 January 2021

---

#### ENVIRONMENT CONDITIONS :

Temperature :  $(23 \pm 2) ^\circ\text{C}$

Relative Humidity :  $(55 \pm 10) \% \text{RH}$

#### PROCEDURE USED :

This instrument was calibrated under procedure No. **WI-305-74** as calibration guidelines.

The calibration was performed by using Chilled Mirror Hygrometer and Temperature & Humidity Chamber which maintained by the Calibration Laboratory Co., Ltd.

#### REFERENCE STANDARD USED :

Chilled Mirror Hygrometer, Edgetech Model Dew Master S/N. 36151.

Temperature & Humidity Chamber, PGC Model 9141-5114 S/N.0802282.

#### TRACEABILITY :

The measurements are traceable to International System of Units (SI) , through Thunder Scientific Corporation.

Certificate No. 18263, Due Date 29 April 2021.

#### UNCERTAINTY :

The reported expanded uncertainty of measurement is stated as the standard uncertainty of measurement multiplied by the coverage factor  $k = 2,00$  which for a normal distribution corresponds to a coverage probability of approximately 95 %.

It has been evaluated according to the "Evaluation of the Uncertainty of Measurement in Calibration (EA-4/02 M:2013)"

Certificate No. Q21001834

F3-011-04/01-12

page 2 of 3



@clccalibration



## CONDITION OF CALIBRATION ITEM : GOOD

## MEASUREMENT RESULTS : ( X ) without adjustment ( ) adjustment

The table in the following gives the calibration results and associated measurement uncertainties of the measuring digital thermohygro meter (thermal environment monitor).

### CALIBRATION DATA

#### 1. CORRECTION OF TEMPERATURE : WET

Test point ( ° C )	Actual Temperature ( ° C )	DUC Reading ( ° C )	Correction ( ° C )	Uncertainty ± ( ° C )
30.0	30.02	29.6	+0.42	0.40
35.0	35.03	34.6	+0.43	
40.0	40.00	39.5	+0.50	

#### 2. CORRECTION OF TEMPERATURE : DRY

Test point ( ° C )	Actual Temperature ( ° C )	DUC Reading ( ° C )	Correction ( ° C )	Uncertainty ± ( ° C )
30.0	30.02	29.5	+0.52	0.40
35.0	35.03	34.5	+0.53	
40.0	40.00	39.5	+0.50	

#### 3. CORRECTION OF TEMPERATURE : GLOBE BULB

Test point ( ° C )	Actual Temperature ( ° C )	DUC Reading ( ° C )	Correction ( ° C )	Uncertainty ± ( ° C )
30.0	30.02	29.9	+0.12	0.40
35.0	35.03	34.8	+0.23	
40.0	40.00	39.8	+0.20	

Note. The Scope of Accredited TISI Certificate No. 19C087/0655 Issue 1 Page 36 of 111

**This report is valid for the above stated instrument/s only.**

### End of Certificate ###

Certificate No. Q21001834

F3-011-04/01-12

page 3 of 3



@clccalibration



บริษัท เอส.พี.เอส. คอนซัลติ้ง เซอร์วิส จำกัด  
S.P.S. CONSULTING SERVICE CO., LTD.  
7 ซอยพหลโยธิน 24 ถนนพหลโยธิน แขวงจอมพล เขตจตุจักร กรุงเทพฯ 10900  
7 Soi Phaholyothin 24, Phaholyothin Rd., Jompol, Chatuchak, Bangkok 10900  
Tel : (662) 939-4370-72. Fax : (662) 513-4221, E-mail : sale@spscon.com., www.spscon.com

Heat B031\_1/22

### Heat Stress WBGT Meter Verification Report

#### Verification Data

Heat Stress WBGT Meter No.	: R07	Verification Date	: 29 April 2022
Brand	: 3M	Ambient Temp.	: 24.5 °C
Model	: QUESTemp <sup>0</sup> 32	Barometric Pressure	: 1011 mmbar
Serial No.	: TPE080058	Relative Humidity	: 49 %

Verification Module (Electronic Sensor Check) :

Verification Module No. : 21 WB = 12.5 °C , DB = 47.1 °C , G = 69.3 °C

#### Result of Verification : Without Adjustment

##### Wet Probe Temperature Measurement

Verification Module Reading (°C)	UUC* Reading (°C)	Correction (°C)	Tolerance Limit (°C)
12.5	12.6	-0.1	± 0.5

##### Dry Probe Temperature Measurement

Verification Module Reading (°C)	UUC* Reading (°C)	Correction (°C)	Tolerance Limit (°C)
47.1	47.1	0.0	± 0.5

##### Globe Probe Temperature Measurement

Verification Module Reading (°C)	UUC* Reading (°C)	Correction (°C)	Tolerance Limit (°C)
69.3	69.2	0.1	± 0.5

UUC\* = UNIT UNDER CALIBRATION

## CERTIFICATE OF CALIBRATION

### FOR

NOMENCLATURE : DIGITAL THERMOHYGRO METER  
(THERMAL ENVIRONMENT MONITOR)

MANUFACTURER : 3M

MODEL / TYPE : QUESTemp° 34

SERIAL NO. : TEH090208

CLID. NO. : 231802513

JOB CONTROL NO. : 210109001838

CUSTOMER : S.P.S. CONSULTING SERVICE CO., LTD.  
7 SOI PHAHOLYOTHIN 24 ROAD., JOMPOL,  
CHATUCHAK, BANGKOK 10900

DATE OF RECEIVED : 09 January 2021

DATE OF ISSUED : 13 January 2021

Report of calibration screening must not be taken in part. Except complete. Without the approval of the Calibration Laboratory Co., Ltd.

Calibrated By :

Approved By :

This Calibration Certificate documents the traceability to national standards, which realize the units of measurement according to the International System of Units ( SI )

Certificate No. Q21001838

F3-011-04/01-12

page 1 of 3



@clccalibration



## REPORT OF CALIBRATION

### FOR

**NOMENCLATURE** : **DIGITAL THERMOHYGRO METER**  
**(THERMAL ENVIRONMENT MONITOR)**

**MANUFACTURER** : **3M**

**MODEL / TYPE** : **QUESTemp° 34**

**SERIAL NO.** : **TEH090208**

**DATE OF CALIBRATION** : **12 January 2021**

---

#### ENVIRONMENT CONDITIONS :

**Temperature :**  $(23 \pm 2) ^\circ\text{C}$

**Relative Humidity :**  $(55 \pm 10) \% \text{RH}$

#### PROCEDURE USED :

This instrument was calibrated under procedure No. **WI-305-74** as calibration guidelines.

The calibration was performed by using Chilled Mirror Hygrometer and Temperature & Humidity Chamber which maintained by the Calibration Laboratory Co., Ltd.

#### REFERENCE STANDARD USED :

Chilled Mirror Hygrometer, Edgetech Model Dew Master S/N. 36151.

Temperature & Humidity Chamber, PGC Model 9141-5114 S/N.0802282.

#### TRACEABILITY :

The measurements are traceable to International System of Units (SI) , through Thunder Scientific Corporation.

Certificate No. 18263, Due Date 29 April 2021.

#### UNCERTAINTY :

The reported expanded uncertainty of measurement is stated as the standard uncertainty of measurement multiplied by the coverage factor  $k = 2,00$  which for a normal distribution corresponds to a coverage probability of approximately 95 %.

It has been evaluated according to the "Evaluation of the Uncertainty of Measurement in Calibration (EA-4/02 M:2013)"

**Certificate No. Q21001838**

**F3-011-04/01-12**

page 2 of 3



## CONDITION OF CALIBRATION ITEM : GOOD

## MEASUREMENT RESULTS : ( X ) without adjustment ( ) adjustment

The table in the following gives the calibration results and associated measurement uncertainties of the measuring digital thermohygro meter (thermal environment monitor).

### CALIBRATION DATA

#### 1. CORRECTION OF TEMPERATURE : WET

Test point ( ° C )	Actual Temperature ( ° C )	DUC Reading ( ° C )	Correction ( ° C )	Uncertainty ± ( ° C )
30.0	30.02	29.8	+0.22	0.40
35.0	35.03	34.8	+0.23	
40.0	40.00	39.8	+0.20	

#### 2. CORRECTION OF TEMPERATURE : DRY

Test point ( ° C )	Actual Temperature ( ° C )	DUC Reading ( ° C )	Correction ( ° C )	Uncertainty ± ( ° C )
30.0	30.02	29.7	+0.32	0.40
35.0	35.03	34.7	+0.33	
40.0	40.00	39.7	+0.30	

#### 3. CORRECTION OF TEMPERATURE : GLOBE BULB

Test point ( ° C )	Actual Temperature ( ° C )	DUC Reading ( ° C )	Correction ( ° C )	Uncertainty ± ( ° C )
30.0	30.02	30.1	-0.08	0.40
35.0	35.03	35.1	-0.07	
40.0	40.00	40.1	-0.10	

Note. The Scope of Accredited TISI Certificate No. 19C087/0655 Issue 1 Page 36 of 111

**This report is valid for the above stated instrument/s only.**

### End of Certificate ###

Certificate No. Q21001838

F3-011-04/01-12

page 3 of 3



@clccalibration



บริษัท เอส.พี.เอส. คอนซัลติ้ง เซอร์วิส จำกัด  
S.P.S. CONSULTING SERVICE CO., LTD.  
7 ซอยพหลโยธิน 24 ถนนพหลโยธิน แขวงจอมพล เขตจตุจักร กรุงเทพฯ 10900  
7 Soi Phaholyothin 24, Phaholyothin Rd., Jompol, Chatuchak, Bangkok 10900  
Tel : (662) 939-4370-72, Fax : (662) 513-4221, E-mail : sale@spscon.com, www.spscon.com

Heat B031\_3/22

### Heat Stress WBGT Meter Verification Report

#### Verification Data

Heat Stress WBGT Meter No.	: R08	Verification Date	: 29 April 2022
Brand	: 3M	Ambient Temp.	: 24.5 °C
Model	: QUESTemp <sup>o</sup> 34	Barometric Pressure	: 1011 mmbar
Serial No.	: TEH090208	Relative Humidity	: 49 %

Verification Module (Electronic Sensor Check) :

Verification Module No. : 21 WB = 12.5 °C , DB = 47.1 °C , G = 69.3 °C

#### Result of Verification : Without Adjustment

##### Wet Probe Temperature Measurement

Verification Module Reading (°C)	UUC* Reading (°C)	Correction (°C)	Tolerance Limit (°C)
12.5	12.4	0.1	± 0.5

##### Dry Probe Temperature Measurement

Verification Module Reading (°C)	UUC* Reading (°C)	Correction (°C)	Tolerance Limit (°C)
47.1	47.2	-0.1	± 0.5

##### Globe Probe Temperature Measurement

Verification Module Reading (°C)	UUC* Reading (°C)	Correction (°C)	Tolerance Limit (°C)
69.3	69.4	-0.1	± 0.5

UUC\* = UNIT UNDER CALIBRATION





**CLC**  
Accredited  
ISO/IEC 17025

# CALIBRATION LABORATORY Co., LTD.

2/10-11,14,55 Soi Prasert Manukit 29 Yeak 4, Prasert Manukit Rd., Ladphrao, Bangkok 10230

Tel. 02-578-0353-4 Fax: 02-578-2672 www.cal-laboratory.com E-mail:sale@cal-laboratory.com



NSC-TISI-TIS 17025  
CALIBRATION 0059  
CLC

## CERTIFICATE OF CALIBRATION

### FOR

NOMENCLATURE : DIGITAL THERMOHYGRO METER  
[THERMAL ENVIRONMENT MONITOR]  
MANUFACTURER : 3M  
MODEL / TYPE : QUESTemp<sup>OTM</sup>32  
SERIAL NO. : TPM010103  
CLID. NO. : 231802264  
JOB CONTROL NO. : 201127105162

CUSTOMER : S.P.S. CONSULTING SERVICE CO., LTD.  
7 SOI PHAHOLYOTHIN 24 ROAD., JOMPOL,  
CHATUCHAK, BANGKOK 10900

DATE OF RECEIVED : 27 November 2020

DATE OF ISSUED : 01 December 2020

Report of calibration screening must not be taken in part. Except complete. Without the approval of the Calibration Laboratory Co., Ltd.

Calibrated By :

Approved By :

This Calibration Certificate documents the traceability to national standards, which realize the units of measurement according to the International System of Units (SI)

Certificate No. Q20105162

F3-011-04/01-12

page 1 of 3



@clccalibration



# CALIBRATION LABORATORY Co., LTD.

2/10-11,14,55 Soi Prasert Manukit 29 Yeak 4, Prasert Manukit Rd., Ladphrao, Bangkok 10230  
Tel. 02-578-0353-4 Fax: 02-578-2672 www.cal-laboratory.com E-mail:sale@cal-laboratory.com



## REPORT OF CALIBRATION

### FOR

NOMENCLATURE : DIGITAL THERMOHYGRO METER  
[THERMAL ENVIRONMENT MONITOR]  
MANUFACTURER : 3M  
MODEL / TYPE : QUESTemp<sup>TM</sup>32  
SERIAL NO. : TPM010103  
DATE OF CALIBRATION : 30 November 2020

#### ENVIRONMENT CONDITIONS :

Temperature :  $(23 \pm 2) ^\circ\text{C}$

Relative Humidity :  $(55 \pm 10) \% \text{RH}$

#### PROCEDURE USED :

This instrument was calibrated under procedure No. **WI-305-74** as calibration guidelines.

The calibration was performed by using Chilled Mirror Hygrometer and Temperature & Humidity Chamber which maintained by the Calibration Laboratory Co., Ltd.

#### REFERENCE STANDARD USED :

Chilled Mirror Hygrometer, Edgetech Model Dew Master S/N. 36151.

Temperature & Humidity Chamber, PGC Model 9141-5114 S/N.0802282.

#### TRACEABILITY :

The measurements are traceable to International System of Units (SI) , through Thunder Scientific Corporation.

Certificate No. 18263, Due Date 29 April 2021.

#### UNCERTAINTY :

The reported expanded uncertainty of measurement is stated as the standard uncertainty of measurement multiplied by the coverage factor  $k = 2,00$  which for a normal distribution corresponds to a coverage probability of approximately 95 %.  
It has been evaluated according to the "Evaluation of the Uncertainty of Measurement in Calibration (EA-4/02 M:2013)"

Certificate No. Q20105162

F3-011-04/01-12

page 2 of 3



@clccalibration

## CONDITION OF CALIBRATION ITEM : GOOD

## MEASUREMENT RESULTS : ( X ) without adjustment ( ) adjustment

The table in the following gives the calibration results and associated measurement uncertainties of the measuring digital thermohygro meter [thermal environment monitor].

### CALIBRATION DATA

#### 1. CORRECTION OF TEMPERATURE : WET

Test point ( ° C )	Actual Temperature ( ° C )	DUC Reading ( ° C )	Correction ( ° C )	Uncertainty ± ( ° C )
30.0	30.14	30.1	+0.04	0.40
35.0	35.03	34.9	+0.13	
40.0	40.03	40.0	+0.03	

#### 2. CORRECTION OF TEMPERATURE : DRY

Test point ( ° C )	Actual Temperature ( ° C )	DUC Reading ( ° C )	Correction ( ° C )	Uncertainty ± ( ° C )
30.0	30.14	30.2	-0.06	0.40
35.0	35.03	35.0	+0.03	
40.0	40.03	40.1	-0.07	

#### 3. CORRECTION OF TEMPERATURE : GLOBE BULB

Test point ( ° C )	Actual Temperature ( ° C )	DUC Reading ( ° C )	Correction ( ° C )	Uncertainty ± ( ° C )
30.0	30.14	30.1	+0.04	0.40
35.0	35.03	34.9	+0.13	
40.0	40.03	39.8	+0.23	

This report is valid for the above stated instrument/s only.

### End of Certificate ###

Certificate No. Q20105162

F3-011-04/01-12

page 3 of 3



@clccalibration





บริษัท เอส.พี.เอส. คอนซัลติ้ง เซอร์วิส จำกัด  
S.P.S. CONSULTING SERVICE CO., LTD.  
7 ซอยพหลโยธิน 24 ถนนพหลโยธิน แขวงจอมพล เขตจตุจักร กรุงเทพฯ 10900  
7 Soi Phaholyothin 24, Phaholyothin Rd., Jompol, Chatuchak, Bangkok 10900  
Tel : (662) 939-4370-72, Fax : (662) 513-4221, E-mail : sale@spscon.com., www.spscon.com

Heat B0031\_3/22

### Heat Stress WBGT Meter Verification Report

#### Verification Data

Heat Stress WBGT Meter No.	: R11	Verification Date	: 29 April 2022
Brand	: 3M	Ambient Temp.	: 24.5 °C
Model	: QUESTemp <sup>OTM</sup> 32	Barometric Pressure	: 1011 mmbar
Serial No.	: TPM010103	Relative Humidity	: 49 %

#### Verification Module (Electronic Sensor Check) :

Verification Module No. : 21 WB = 12.5 °C , DB = 47.1 °C , G = 69.3 °C

#### Result of Verification : Without Adjustment

##### Wet Probe Temperature Measurement

Verification Module Reading (°C)	UUC* Reading (°C)	Correction (°C)	Tolerance Limit (°C)
12.5	12.4	0.1	± 0.5

##### Dry Probe Temperature Measurement

Verification Module Reading (°C)	UUC* Reading (°C)	Correction (°C)	Tolerance Limit (°C)
47.1	47.0	0.1	± 0.5

##### Globe Probe Temperature Measurement

Verification Module Reading (°C)	UUC* Reading (°C)	Correction (°C)	Tolerance Limit (°C)
69.3	69.3	0.0	± 0.5

UUC\* = UNIT UNDER CALIBRATION